

MICHIGAN

FOOTBALL

Media Contacts:

Derek Satterfield (734) 647-1192/dsatt@umich.edu
 Zach Eisendrath (734) 647-3810/zeisen@umich.edu
 Twitter: @umichfootball



GAME
11

Michigan vs. Maryland
 3:30 p.m., BTN
 Nov. 22, 2014
 Michigan Stadium
 (109,901)
 Ann Arbor, Michigan

Michigan
 5-5 (3-3 Big Ten)

Maryland
 6-4 (3-3 Big Ten)

2014 Michigan Schedule/Results

August	
30	Appalachian St. (ESPN2).....W, 52-14
September	
6	at #16 Notre Dame (NBC).....L, 0-31
13	Miami (Ohio) (BTN)W, 34-10
20	Utah (ABC)..... L, 10-26
27	Minnesota* (ABC) L, 14-30
October	
4	at Rutgers* (BTN)..... L, 24-26
11	Penn St.* (ESPN2).....W, 18-13
25	at #8 Michigan St.* (ABC) L, 11-35
November	
1	Indiana* (HC) (BTN)W, 34-10
8	at Northwestern* (ESPN2)..... W, 10-9
22	Maryland* (BTN).....3:30 p.m.
29	at Ohio St.*Noon

Home games in Bold
 All times eastern

* Big Ten Game
 (HC) Homecoming

MICHIGAN HOSTS MARYLAND FOR SENIOR DAY

▶ Michigan hosts Maryland in U-M's final home game of the 2014 season. The Wolverines have won three of their last four games and are coming off their final bye week of the season.

▶ Prior to the game, Michigan will honor its 12 seniors playing their final game in Michigan Stadium: Brennen Beyer, Joey Burzynski, Anthony Capatina, Devin Gardner, Will Hagerup, Delonte Hollowell, Jonathan Keizer, Alex Mitropoulos-Rundus, Jake Ryan, Alex Swieca, Raymon Taylor and Matt Wile.

▶ In their last game, the Wolverines held Northwestern to -9 rushing yards. The longest rush allowed by U-M was six yards, and the longest play by the Wildcats' offense was a 16-yard pass. That game marked the first time a U-M opponent had negative rushing yards since Notre Dame had -6 on Sept. 15, 2007.

▶ The Wolverines have recorded a first-half shutout in each of their last two games.

▶ Michigan's defense has allowed opponents to score a touchdown on 48.48 percent of trips inside the Red Zone (16-of-33), the 3rd-lowest percentage in the Big Ten and 15th lowest in the NCAA.

▶ U-M ranks 1st in the Big Ten and 2nd in the NCAA with an average of 3.50 penalties per game, and the Wolverines' average of 31.90 penalty yards per game is 2nd in the conference and 5th in the country.

▶ The Wolverines rank 3rd in the Big Ten and 8th in the NCAA in total defense, allowing an average of 300.8 yards per game. That total includes 103.2 yards of rushing defense, which ranks 3rd in the conference and 7th in the nation, and an average of 197.6 yards of passing defense that is 5th in the Big Ten and 24th in the country.

▶ The Wolverines rank 3rd in the Big Ten and 10th in the NCAA with an average of 4.55 yards allowed per play.

▶ Michigan is holding its opponents to an average of 2.82 yards per rush, which ranks 2nd in the Big Ten and 3rd in the NCAA. The Wolverines have held six of their 10 opponents to an average of 2.5 yards per carry or less.

▶ U-M's seven rushing touchdowns allowed are the fewest in the Big Ten and 7th-fewest allowed in the NCAA. The Wolverines have allowed three rushing touchdowns at home, which is the lowest total in the conference and tied for 7th lowest in the country.

▶ The U-M defense's 75.0 tackles for loss rank 1st in the Big Ten and tied for 13th in the NCAA. That total is the program's highest through the first 10 games of a season since 76.0 in 2007.

▶ The Wolverines' 51.0 tackles for loss, average of 8.50 TFLs per game and 224 tackles for loss yards in conference games rank 1st in the Big Ten.

▶ Michigan has 21.0 tackles for loss in its last two games, the team's highest two-game total since registering 22 at Iowa and vs. Indiana in 2003.

▶ Michigan recorded 12.0 tackles for loss vs. Indiana, the highest by a Big Ten team in a conference game this year and the Wolverines' highest single-game TFL total since registering 12 on Sept. 15, 2007 vs. Notre Dame.

▶ The Wolverines are 5th in the Big Ten and 10th in the NCAA, allowing their opponents an average of 16.2 first downs per game.

Athletic Communications (schedule subject to change)

Coach Hoke Media Opportunities

Monday Press Conference

Coach Hoke is available to the media for approximately 20 minutes on Mondays at a press conference inside the Crisler Center Media Room.

Big Ten Teleconference

Coach Hoke will participate in the conference's weekly teleconference of football coaches. The teleconferences will be conducted each Tuesday from Aug. 26 to Nov. 25 from Noon - 1:52 ET. Coach Hoke's scheduled time slot is from 12:08 p.m. ET - 12:16 p.m. ET.

Wednesday Press Conference

Coach Hoke is available at noon on Wednesdays inside the Towsley Museum.

Coach Mattison Media Opportunities

Monday Press Conference

Defensive Coordinator Greg Mattison is available to the media on Monday afternoons inside the Crisler Center Media Room.

Coach Nussmeier Media Opportunities

Monday Press Conference

Offensive Coordinator Doug Nussmeier is available to the media on Monday afternoons inside the Crisler Center Media Room.

Student-Athlete Media Opportunities

Monday Press Conference

Select members of the Wolverine football team will be available to the media following the coaches' weekly press conference inside the Crisler Center Media Room.

Tuesday Post Practice

Select Michigan student-athletes will be available for interviews following practice Tuesday evening inside the Towsley Museum.

TELEVISION

This week's game will be aired on BTN. Eric Collins (play-by-play), Chuck Long (analyst) and Rebecca Haarlow (sideline) will call the game.

RADIO

In its 13th season as a division of IMG College, the Michigan Sports Network represents one of the largest and most-listened to college sports network in the Midwest. Anchored by WWJ-AM (950) in Detroit, the Michigan IMG Radio Network is comprised of 40 affiliate stations in Michigan and Ohio during football season. In addition, U-M football can also be heard on American Armed Forces Radio and is also available on Sirius (channel 132) and XM (channel 196). Jim Brandstatter (play-by-play) and Dan Dierdorf (color) bring the action to you from the booth, with Doug Karsch providing sideline reports and analysis.

INSIDE MICHIGAN FOOTBALL TV SHOW

The Inside Michigan Football TV show presented by PNC Bank returns for its seventh season in 2014. Fox Sports Detroit will air 15 shows throughout the fall, beginning Aug. 25 at 5 p.m.

For the third straight season, Inside Michigan Football will be available to fans on the Big Ten Digital Network. The show will be available on MGoBlue.com immediately following its airing on FSD.

INSIDE MICHIGAN FOOTBALL RADIO SHOW

Head Coach Brady Hoke will appear each week on the Inside Michigan Football Radio Show. The hour-long show originates on WXYT Radio every Wednesday evening at 7 p.m., with Jim Brandstatter hosting. The show is broadcast live from Pizza House (PizzaHouse.com) located at 618 Church Street in Ann Arbor.

CREDENTIALS

Accredited media members may apply for credentials at www.MGoBlue.com/Media. The site will accept requests for games at Michigan Stadium only. You will be contacted via email when your credential application has been reviewed and approved or denied.

MARYLAND GAME WEEK

MONDAY	17	TUESDAY	18	WEDNESDAY	19	SATURDAY	22
<p><u>Press Conference</u> 12:30 p.m. - Coach Hoke press conference inside Crisler Center Media Room</p> <p>1 p.m. - Coach Mattison press conference inside Crisler Center Media Room</p> <p>1:15 p.m. - Coach Nussmeier press conference inside Crisler Center Media Room</p> <p>1:30 p.m. - Devin Gardner and Jake Ryan press conference inside Crisler Center Media Room</p>	<p><u>Big Ten Teleconference</u> 12:08 p.m. - Coach Hoke on Big Ten Teleconference.</p> <p><u>Student-Athletes</u> Post Practice (approx. 6:15 p.m.) - Brennen Beyer, Will Hagerup, Raymon Taylor and Matt Wile available in Towsley Museum.</p>	<p>Noon - Coach Hoke press conference in Towsley Museum.</p> <p>7 p.m. - Coach Hoke radio show at Pizza House.</p>	<p><u>Game #11</u> vs. Maryland Kickoff - 3:30 p.m. ET TV - BTN</p> <p><u>Post Game</u> Coach Hoke and select student-athletes available</p>				

QUARTERBACKS

► **Devin Gardner** ranks 3rd in the Big Ten and 40th in the NCAA with a completion percentage of 61.2 (139-of-227).

► **Devin Gardner** completed 11-of-24 passes for 109 yards in Michigan's 10-9 victory at Northwestern.

► **Devin Gardner** upped his career passing yards to 5,997 to remain 5th among U-M's all-time leaders in the category. He needs 253 yards to tie Denard Robinson (6,250, 2009-12) for 4th on Michigan's all-time list.

► After throwing the ball 24 times against the Wildcats, **Devin Gardner** moved into 5th on Michigan's all-time pass attempts list (732), passing Todd Collins (711, 1991-94) and Tom Brady (711, 1996-99). He now trails Denard Robinson (747, 2009-12) by 15 attempts for 4th.

► **Devin Gardner** is one of only eight Wolverines to post 5,000 career passing yards.

► **Devin Gardner** is 4th on Michigan's all-time list for total yards of offense with 6,810 yards, trailing only John Navarre (9,031, 2000-03), Chad Henne (9,400, 2004-07) and Denard Robinson (10,745, 2009-12).

► **Devin Gardner** is tied for 6th among U-M's all-time career leaders in passing touchdowns with 42. He needs six more to reach the 5th spot, currently held by Rick Leach (48).

► **Devin Gardner** ranks 6th on U-M's all-time career completions list with 440. He needs three completions to tie Tom Brady (443, 1996-99) for 5th on Michigan's all-time list.

► **Devin Gardner** is 7th on Michigan's career passing efficiency rating list (139.9).

► **Devin Gardner** posted the 13th 200-yard passing game of his collegiate career vs. Indiana to move into sole possession of 5th place on U-M's all-time list in that category, surpassing Jim Harbaugh (12, 1983-86) and Denard Robinson (12, 2009-12). Todd Collins (1991-94) ranks 4th with 14 200-yard passing games, and Tom Brady (1996-99) is 3rd with 15.

► **Devin Gardner** completed 15-of-30 passes for 125 yards at Michigan State.

► **Devin Gardner** completed 16-of-24 passes for 192 yards and one touchdown in Michigan's 18-13 win vs. Penn State.

► **Devin Gardner** completed 13-of-22 passes for 178 yards and rushed the ball 10 times for a season-best 40 yards and two touchdowns (19 and 4 yards, respectively) at Rutgers. His 19-yard TD scamper in the fourth quarter was a season long.

► **Devin Gardner** has accounted for at least two touchdowns in 18 of his last 27 games.

► **Devin Gardner** has posted three rushing touchdowns over Michigan's last six contests.

► **Devin Gardner** completed 3-of-6 passes for 39 yards and carried the ball five times for 23 yards and one touchdown in limited playing time vs. Minnesota.

► **Devin Gardner** completed 14-of-26 passes for 148 yards and rushed for 29 yards on 10 carries vs. Utah.

► **Devin Gardner** completed 13-of-20 passes for 184 yards and two touchdowns and rushed for 25 yards on six carries in Michigan's 34-10 victory vs. Miami (Ohio).

► **Devin Gardner** began U-M's game at Notre Dame by completing 6-of-6 passes for 50 yards and did not throw an incomplete pass until the beginning of the second quarter. Gardner completed 19 of his first 20 passes (95.0%) to start the 2014 campaign.

► **Devin Gardner** threw 172 consecutive passes without an interception before tossing an interception in the third quarter at Notre Dame. It marked Gardner's first interception since the Wolverines' game at Michigan State on Nov. 2, 2013.

► **Devin Gardner** completed 13-of-14 passes for 173 yards and three touchdowns in Michigan's 52-14 win vs. Appalachian State.

CLIMBING THE CHARTS

► Devin Gardner continues to move up a number of U-M career record lists during his final season as a Wolverine.

U-M CAREER PASSING YARDS

1.	Chad Henne	9,715	2004-07
2.	John Navarre	9,254	2000-03
3.	Elvis Grbac	6,460	1989-92
4.	Denard Robinson	6,250	2009-12
5.	Devin Gardner	5,997	2010-
6.	Todd Collins	5,858	1991-94
7.	Jim Harbaugh	5,449	1983-86
	Tom Brady	5,351	1996-99
9.	Steve Smith	4,860	1980-83
10.	Brian Griese	4,383	1994-97

U-M CAREER PASSING TOUCHDOWNS

1.	Chad Henne	87	2004-07
2.	John Navarre	72	2000-03
3.	Elvis Grbac	71	1989-92
4.	Denard Robinson	49	2009-12
5.	Rick Leach	48	1975-78
6.	Devin Gardner	42	2010-
	Steve Smith	42	1980-83
8.	Todd Collins	37	1991-94
9.	Tom Brady	35	1996-99
10.	Brian Griese	33	1994-97

U-M CAREER COMPLETIONS

1.	Chad Henne	828	2004-07
2.	John Navarre	765	2000-03
3.	Elvis Grbac	522	1989-92
4.	Todd Collins	457	1991-94
5.	Tom Brady	443	1996-99
6.	Devin Gardner	440	2010-
7.	Denard Robinson	427	2009-12
8.	Jim Harbaugh	387	1983-86
9.	Brian Griese	355	1994-97
10.	Steve Smith	324	1980-83

U-M CAREER EFFICIENCY RATING

(Min. 200 attempts)

1.	Elvis Grbac	148.1	1989-92
2.	Jim Harbaugh	145.6	1983-86
3.	Todd Collins	145.0	1991-94
4.	John Wangler	143.6	1976-80
5.	Michael Taylor	141.6	1986-89
6.	Bob Chappuis	140.4	1942-47
7.	Devin Gardner	139.9	2010-
8.	Denard Robinson	138.7	2009-12
9.	Tom Brady	136.4	1996-99
10.	Drew Henson	135.7	1998-2000

U-M CAREER TOTAL OFFENSE

1.	Denard Robinson	10,745	2009-12
2.	Chad Henne	9,400	2004-07
3.	John Navarre	9,031	2000-03
4.	Devin Gardner	6,810	2010-
5.	Steve Smith	6,554	1980-83
6.	Rick Leach	6,460	1975-78
7.	Elvis Grbac	6,221	1989-92
8.	Jim Harbaugh	5,745	1983-86
9.	Todd Collins	5,702	1991-94
10.	Tom Brady	5,180	1996-99

U-M LEADS NATION IN ALL-TIME WINS

• Michigan leads the nation in wins (915), followed by Notre Dame and Texas (881).

TOP 5 FBS SCHOOLS BY WINS

	School	Record	Pct.
1.	Michigan	915-326-36	.731
2.	Notre Dame	881-308-42	.733
3.	Texas	881-344-33	.713
4.	Nebraska	872-359-40	.702
5.	Ohio State	858-318-53	.720

TOP 5 FBS SCHOOLS BY WINNING PERCENTAGE

	School	Record	Pct.
1.	Notre Dame	881-308-42	.733
2.	Michigan	915-326-36	.731
3.	Ohio State	858-318-53	.720
4.	Oklahoma	848-315-53	.719
5.	Texas	881-344-33	.713

108th Season of Big Ten Action

• Michigan is in its 108th season of competition in the Big Ten Conference.
 • The Wolverines have compiled an impressive 485-196-18 record in conference play and have claimed a league-leading 42 championships.
 • U-M also leads the conference with 407 first-team All-Big Ten selections.

U-M In 135th Season of Gridiron Action

• The Wolverine program was established in 1879 when a group of 13 men fielded the first football team in school history and played a pair of off-campus games. U-M defeated Racine 1-0 at White Stocking Park in Chicago, Ill., on May 30, 1879, for the first victory in school history. The Wolverines tied Toronto 0-0 in Detroit to finish the year 1-0-1.
 • U-M enters its 131st year of uninterrupted gridiron action, with 1882 being the only season that the program did not play any varsity games.
 • The Wolverines are the sixth-oldest football program in NCAA history.

OLDEST COLLEGE FOOTBALL PROGRAMS

School	Years
Princeton	145
Rutgers	145
Yale	142
Harvard	140
Pennsylvania	138
Michigan	135
Amherst	134
Navy	133

▶ **Devin Gardner's** completion percentage of 92.8 (13-of-14) vs. the Mountaineers ranks 2nd for a single game (min. 10 attempts) in program history, trailing only Tate Forcier, who completed 100 percent (12-12) of his passes vs. Bowling Green on Sept. 25, 2010.

▶ **Shane Morris** made his first start of the season and second of his career against Minnesota, completing 7-of-19 passes for 49 yards. Morris has appeared in five games in 2014.

▶ **Shane Morris** became the first Michigan quarterback to make his starting debut in a bowl game, tallying 239 yards of total offense against Kanas State in the 2013 Buffalo Wild Wings Bowl. Morris, who completed 24-of-38 passes for 196 yards and carried the ball four times for 43 yards against the Wildcats, became the third true freshmen quarterback to start a bowl game for the Wolverines. He joined fellow lefty Rick Leach (1976 Orange Bowl) and Chad Henne (2005 Rose Bowl) as the only rookie signal-callers to lead the Wolverines in a bowl game.

RECEIVERS AND TIGHT ENDS

▶ **Devin Funchess** is tied for 14th on U-M's career 100-yard receiving games list with four.

▶ **Devin Funchess** is 3rd in the Big Ten and tied for 44th in the NCAA in receptions per game with his average of 5.6 per game.

▶ **Devin Funchess** is tied for 10th in the Big Ten with four receiving touchdowns this season.

▶ **Devin Funchess** is 5th in the Big Ten with 50 receptions this season.

▶ **Devin Funchess'** 595 receiving yards rank 9th in the Big Ten.

▶ **Devin Funchess'** average of 66.1 receiving yards per game is 7th in the Big Ten and 67th in the country.

▶ Dating back to 2012, **Devin Funchess** has caught at least one pass in 23 straight games, the 10th longest streak in program history. He needs a catch in one more game to reach the 9th spot, currently held by Desmond Howard (24).

▶ **Amara Darboh** led the team in catches (four) and receiving yards (41) in Michigan's 10-9 win at Northwestern.

▶ **Amara Darboh** is averaging 63.8 receiving yards over U-M's last four games.

▶ **Amara Darboh** has tallied a reception in five straight games.

▶ **Amara Darboh** set career bests in receptions (nine) and receiving yards (107) in Michigan's 34-10 victory vs. Indiana. His previous career highs of six catches and 88 receiving yards both came on Sept. 13 vs. Miami (Ohio). He also hauled in a career-long 34-yard reception vs. the Hoosiers.

▶ **Amara Darboh** recorded his second career touchdown, a 12-yard reception, in the second quarter vs. Indiana.

▶ **Devin Funchess** hauled in seven catches for 47 yards in U-M's 34-10 victory vs. Indiana.

▶ **Devin Funchess** led U-M in receptions (5) and receiving yards (64) at Michigan State.

▶ **Devin Funchess** posted seven receptions for 69 yards and one touchdown in U-M's 18-13 victory vs. Penn State.

▶ **Devin Funchess'** 43-yard touchdown reception in the first quarter vs. the Nittany Lions is a season long. His career-long catch is 59 yards, which he recorded last season at Penn State.

▶ **Devin Funchess** led Michigan in receptions (5) and receiving yards (71) at Rutgers.

▶ **Devin Funchess** recorded a career-high nine receptions for a game-high 107 yards at Notre Dame.

▶ **Devin Funchess** made his presence felt in Michigan's 52-14 victory vs. Appalachian State, posting seven receptions for 95 yards and a career-high three touchdowns.

▶ Against the Mountaineers, **Devin Funchess** became the third wide receiver in program history to register three touchdown receptions in a season opener.

▶ **Amara Darboh** hauled in two receptions for 41 yards at Michigan State.

▶ **Amara Darboh** recorded his first career touchdown on a 17-yard reception in the first quarter vs. Miami (Ohio).

▶ **Jehu Chesson** has posted at least two receptions in six of nine games he has appeared in this season. He has a catch in nine of his last 11 games dating back to last season.

▶ **Dennis Norfleet** posted a career-high-tying three receptions at Michigan State.

▶ **Dennis Norfleet** registered a career-long 24-yard reception in the fourth quarter of U-M's 18-13 victory vs. Penn State. His previous long was 20, which he recorded at Rutgers. Norfleet has posted 14 receptions for 102 yards through nine games.

▶ **Dennis Norfleet** made his first career start vs. Appalachian State and set career highs with three receptions and 30 receiving yards.

▶ **Jake Butt** hauled in three receptions for 35 yards at Northwestern. He has posted at least one catch in seven straight games.

▶ **Jake Butt**, who tore his anterior cruciate ligament (ACL) and meniscus in February, made his season debut on the third offensive play at Notre Dame.

▶ **Keith Heitzman** caught a six-yard touchdown vs. Indiana for the first score of his career.

▶ Tight end **A.J. Williams** recorded his first reception of the season and second of his career with a seven-yard catch in the second quarter vs. Utah.

▶ **Khalid Hill** is expected to miss the rest of the 2014 season after tearing his ACL during practice leading up to Michigan's game vs. Penn State. Hill started four of U-M's first six games this season, hauling in four receptions for 37 yards.

RUNNING BACKS

▶ **De'Veon Smith** set career highs in attempts (18) and rushing yards (121) in Michigan's 10-9 win at Northwestern. Smith notched his sixth rushing touchdown of the season with 6:49 remaining in the third quarter.

▶ **De'Veon Smith's** six rushing TDs this season are tied for 11th in the Big Ten.

▶ **Drake Johnson** made his first career start at Northwestern, using 10 carries to amass 30 rushing yards.

▶ **Drake Johnson** set career highs in attempts (16), rushing yards (122) and touchdowns (two) in Michigan's 34-10 win vs. Indiana. He also set a new career long with a 32-yard rush in the fourth quarter. His previous career highs all came on Aug. 30 vs. Appalachian State.

▶ **Joe Kerridge** has posted a reception in two consecutive games.

▶ **Joe Kerridge** caught a career-long 17-yard pass in the second quarter vs. Indiana, surpassing his previous long of 12 yards at Nebraska in 2012.

▶ **De'Veon Smith** made his first career start at Michigan State, rushing for 39 yards and one touchdown on a career-high 11 carries. Smith has amassed 345 yards on 70 carries in 2014 (4.9 avg.).

▶ **Justice Hayes** matched his career best with three receptions at Michigan State. He also amassed 27 rushing yards on a season-high nine carries.

▶ **Derrick Green** is expected to miss the rest of the 2014 season after suffering a broken clavicle at Rutgers.

▶ At the time of his injury, **Derrick Green's** 471 rushing yards through six games were 5th in the Big Ten and 37th in the country. Green's 78.5 rushing yards per game were 8th in the Big Ten and 56th in the FBS.

▶ Prior to his injury, **Derrick Green** ranked 9th in the Big Ten and 40th in the NCAA with an average of 5.7 rushing yards per carry.

2014 SCHEDULE NOTES

▶ Michigan is one of three schools in the Big Ten and one of nine nationally in a power-five conference that does not play an FCS opponent this season.

▶ For the first time in program history, Michigan will play Notre Dame, Michigan State and Ohio State all on the road in the same season.

▶ This is the first time since 1966 that Michigan will play Michigan State and Ohio State on the road. It's the sixth time that U-M will play both teams on the road in the same season: 1948, 1958, 1960, 1962, 1964 and 1966.

▶ 2014 marked the first time in the history of the Michigan-Michigan State series that the Wolverines played consecutive road games in East Lansing.

▶ Three of Michigan's 12 regular-season opponents posted at least nine victories in 2013 -- Michigan State (13-1), Ohio State (12-2) and Notre Dame (9-4).

▶ Six of the Wolverines' 12 regular-season opponents received bowl bids in 2013, while compiling a 55-25 record (.688 winning percentage).

▶ U-M is scheduled to face three teams ranked in the AP preseason Top 25, tied for the 3rd-highest total among Big Ten programs.

2014 MICHIGAN RECORD WHEN...

Overall:	5-5
At Home:	4-2
On the Road:	1-3
Neutral:	0-0

By Month:

August:	1-0
September:	1-3
October:	1-2
November:	2-0
December:	0-0
January:	0-0

When Scoring First:	4-3
When Opponent Scored First:	1-2
When Scoring 20 or More Points:	3-1
When Scoring Less Than 20 Points:	2-4
When Leading at the Half:	3-0
When Trailing at the Half:	1-5
When Tied at the Half:	1-0
When Leading after 3 Quarters:	5-0
When Trailing after 3 Quarters:	0-5
When Tied after 3 Quarters:	1-0
In Overtime:	0-0
When Outrushing the Opponent:	5-3
With 35 or More Rushing Attempts:	4-3
With Less Than 30 Passing Attempts:	5-3
When Leading in Time of Possession:	3-2
When Trailing in Time of Possession:	2-3
On Turf:	4-4
On Grass:	1-1

When Leading in Takeaway/Turnover Ratio:	1-0
When Even in Takeaway/Turnover Ratio:	2-0
When Trailing in Takeaway/Turnover Ratio:	2-5
With an Individual 100-Yard Rusher:	4-0
With an Individual 200-Yard Passer:	1-0
With an Individual 250-Yard Passer:	0-0
With an Individual 100-Yard Receiver:	1-1
With an Individual Opponent 100-Yard Rusher:	2-2
With an Individual Opponent 200-Yard Passer:	1-3
With an Individual Opponent 250-Yard Passer:	1-1
With an Individual Opponent 100-Yard Receiver:	0-1

▶ Prior to his injury, **Derrick Green's** 372 rushing yards at home in 2014 ranked 5th in the Big Ten and 17th in the country.

▶ **De'Veon Smith** used 10 carries to amass 31 rushing yards and one touchdown at Rutgers.

▶ **De'Veon Smith** led Michigan in rushing yards (57) and carries (9) vs. Minnesota.

▶ **Derrick Green** rushed for 137 yards and a career-high two touchdowns on a career-high 22 carries in U-M's 34-10 victory vs. Miami (Ohio).

▶ **Derrick Green** posted his first multi-touchdown performance against the RedHawks and upped his career touchdown total to five.

▶ **Derrick Green** and **De'Veon Smith** each recorded their first career 100-yard rushing performances in Michigan's 52-14 victory vs. Appalachian State.

▶ **Derrick Green** rushed for a career-high 170 yards and one touchdown on 15 carries vs. the Mountaineers. His previous single-game high was 84 yards, which he recorded last season at Northwestern.

▶ **De'Veon Smith** posted a then-career-high 115 rushing yards and the first two touchdowns of his career on eight carries vs. Appalachian State. His previous career best was 57 rushing yards, which he tallied last season vs. Ohio State.

▶ For the 38th time in program history U-M boasted two or more 100-yard rushers in a single game vs. Appalachian State, the first time two Wolverine running backs topped 100 yards in the same game since Carlos Brown (132) and Brandon Minor (157) vs. Minnesota on Oct. 27, 2007.

▶ **De'Veon Smith** and **Derrick Green** posted career-long rushes in Michigan's season opener vs. Appalachian State. Smith ran for 61 yards in the second quarter, and Green recorded a 62-yard run in the third quarter.

OFFENSIVE LINE

▶ Michigan's offensive line did not allow a sack in U-M's 10-9 win at Northwestern, marking the first time the Wolverines accomplished that feat since their meeting with Iowa on Nov. 17, 2012.

▶ Michigan broke the school's single-game total offense yards-per-play record in the season-opening victory vs. Appalachian State with an average of 10.18 yards per play, breaking the previous standard of 9.05 yards per play set in 1996 vs. Minnesota and matched in 2013 vs. Indiana.

▶ Michigan broke the program's single-game rushing average record in the season-opening win vs. Appalachian State. The Wolverines averaged 9.72 yards per carry, gaining 350 yards on 36 attempts, to break the previous record of 9.23 yards per carry set in 1992 vs. Iowa.

▶ **Mason Cole**, **Jack Miller**, **Graham Glasgow** and **Ben Braden** have started the last nine games along the offensive line for Michigan.

▶ Against Appalachian State, left tackle **Mason Cole** became the first true freshman in Michigan history to start a season opener on the offensive line.

▶ **Mason Cole** is the second true freshman in program history to start a game at tackle and sixth true freshman to start a game on the offensive line, joining Bubba Paris (1978), Tom Dixon (1980), Dean Dingman (1987), Justin Boren (2006) and Kyle Bosch (2013).

▶ The Michigan offensive line paved the way for Wolverine ball carriers to amass 350 rushing yards (program-record 9.7 yards per carry) vs. Appalachian State, the first time Michigan rushed for at least 350 yards in a game since totaling 353 yards on the ground vs. Illinois on Oct. 13, 2012.

▶ Junior offensive lineman **Graham Glasgow** made his first start of the season at Notre Dame. Glasgow, who made nine starts at center and four starts at left guard last season, started at right guard against the Fighting Irish, vs. Miami (Ohio) and vs. Minnesota before starting the last five games at left guard.

▶ Sophomore right tackle **Ben Braden** made his first collegiate start in the season opener vs. Appalachian State.

▶ **David Dawson**, **Chris Fox** and **Logan Tuley-Tillman** made their collegiate debuts in the season opener.

DEFENSIVE LINE

▶ Michigan has held its opponents to fewer than 100 rushing yards in six of 10 games this season.

▶ The Wolverines allowed a season-low -9 net rushing yards at Northwestern. U-M's previous low this season was 33 against Miami (Ohio) on Sept. 13.

▶ **Brennen Beyer** posted 1.5 TFL with 1.0 sack in Michigan's 10-9 win at Northwestern.

▶ **Brennen Beyer** has notched at least one sack in three of Michigan's last four games.

▶ **Brennen Beyer** is tied for 13th in the Big Ten in sacks (5.5).

▶ **Mario Ojemudia** posted a career-best two sacks at the Wildcats. He notched his fifth career sack in the second quarter and his sixth career quarterback takedown in the third quarter.

▶ **Matt Godin** tallied his first career interception in the second quarter at Northwestern.

▶ **Ryan Glasgow** registered a career-high five tackles, including 1.0 TFL, at Northwestern. Glasgow has posted a TFL in back-to-back games.

▶ **Chris Wormley** has tallied a sack in three of Michigan's last four games.

▶ **Chris Wormley** has notched a TFL in four consecutive games.

▶ **Willie Henry** posted his third sack of the season at the Wildcats.

▶ **Ryan Glasgow** tallied the first forced fumble and first fumble recovery of his career on a tackle for loss in U-M's 34-10 victory vs. Indiana.

▶ **Bryan Mone** recorded the first fumble recovery of his career vs. the Hoosiers.

▶ The Wolverines posted six sacks in their 18-13 win vs. Penn State and six sacks in their 10-9 win at Northwestern. Each total marks the program's most sacks since notching six quarterback takedowns vs. Utah on Aug. 30, 2008.

▶ **Brennen Beyer** registered a career-high 2.0 sacks vs. the Nittany Lions. His previous game high was one (recorded four times previously).

▶ **Brennen Beyer** recorded a career-high eight tackles, including 1.0 TFL and 0.5 sack, vs. the Hoosiers.

▶ **Mario Ojemudia** has recorded a TFL in five of Michigan's last seven games.

▶ **Bryan Mone** and **Chris Wormley** each made their first collegiate start vs. Penn State.

▶ **Taco Charlton** made his first collegiate start at Rutgers. Charlton finished the game with 2.0 tackles for loss, including his second full sack of the season in the third quarter.

▶ **Willie Henry** recorded his first interception and first touchdown of his career on the same play in the second quarter vs. Utah. It was Michigan's first interception for a touchdown since **Brennen Beyer** scored at Iowa last season.

▶ **Mario Ojemudia** posted a career-high 2.5 TFLs vs. the Utes and matched a career-best with four total tackles vs. Utah.

▶ **Taco Charlton** recorded his first career sack, for an eight-yard loss, in the second quarter of the 52-14 victory vs. Appalachian State.

▶ **Ryan Glasgow** made his first collegiate start vs. Appalachian State, while defensive linemen **Maurice Hurst Jr.**, **Bryan Mone**, **Henry Poggi** and **Alex Mitropoulos-Rundus** made their collegiate debuts against the Mountaineers.

SPECIAL TEAMS

▶ **Dennis Norfleet** owns the Michigan school record for kick-return yardage with 2,050 yards, surpassing Steve Breaston's previous school record of 1,993 yards. Norfleet also holds the program record with 87 career kickoff returns.

▶ **Dennis Norfleet** (2,050) is in 7th place among the Big Ten's all-time leaders in kickoff return yards, passing Indiana's Marcus Thigpen (2,009, 2005-08). He needs 38 more to reach the 6th spot, currently held by Indiana's Derin Graham (2,088, 1998-2000).

▶ **Will Hagerup**'s average of 43.0 yards per punt is 3rd in the Big Ten and 30th in the country.

▶ After booting seven punts for 267 yards in U-M's 10-9 win at Northwestern, **Will Hagerup** remains 8th among U-M's all-time leaders in career punting yards (5,992 yards).

▶ **Will Hagerup** posted a career-best 400 punt yards on eight punts against Minnesota. His previous high was 353, recorded against Alabama in 2012. His effort vs. the Gophers tied for the 6th most in Michigan program history, matching Hayden Epstein's performance against UCLA on Sept. 16, 2000.

▶ **Will Hagerup** has booted 47 punts for 2,023 yards (43.0 avg.) this season. Fourteen of his 47 punts have landed inside the 20 (29.7 percent).

▶ **Matt Wile**, who has appeared in 50 contests, has made 17-of-25 career field goals with a long of 52 yards against South Carolina in the 2013 Outback Bowl.

▶ **Matt Wile** notched a 37-yard field goal in U-M's 10-9 win at Northwestern.

▶ With 17 career field goals, **Matt Wile** is in sole possession of 13th place on U-M's career list.

▶ **Matt Wile** connected on a season-long 48-yard field goal at Michigan State. Wile is tied for 3rd on U-M's single-season list of 40+-yard field goals made with five, tying Remy Hamilton (1996), J.D. Carlson (1989) and Brendan Gibbons (2013).

▶ **Matt Wile** is tied for 6th on Michigan's all-time career list of 40+-yard field goals made with eight, tying Bob Bergeron (1981-84) and Hayden Epstein (1998-2001).

▶ **Matt Wile** recorded a career-best three field goals, coming from 45, 42 and 37 yards, in Michigan's 18-13 victory vs. Penn State, and was named Big Ten co-Special Teams Player of the Week. It marked just his third career game with multiple field goals. His 45-yarder in the second quarter vs. the Nittany Lions was a season long.

▶ **Matt Wile** has recorded a field goal of 35 or more yards in five straight games. He has also connected on 11 of his last 13 field goals overall.

▶ Michigan was one of eight teams in the NCAA to block a punt in week one and is one of 31 teams in the nation with at least one punt block this year. Redshirt freshman **Mike McCray** blocked an Appalachian State punt in the second quarter that sophomore **Ben Gedeon** returned 32 yards for a touchdown.

U-M CAREER TACKLES FOR LOSS

1. Mark Messner	70.0	1985-88
2. Brandon Graham	56.0	2006-09
3. LaMarr Woodley	52.5	2003-06
4. Curtis Greer	48.0	1976-79
5. Victor Hobson	47.0	1999-2002
6. Glen Steele	45.0	1994-97
7. Jake Ryan	44.5	2011-
8. Larry Foote	44.0	1998-2001
9. Shawn Crable	43.0	2004-07

U-M CAREER TACKLES FOR LOSS YARDS

1. Mark Messner	376	1985-88
2. LaMarr Woodley	286	2003-06
3. Brandon Graham	281	2006-09
4. Jason Horn	236	1992-95
5. Curtis Greer	234	1976-79
6. Chris Hutchinson	221	1989-92
James Hall	221	1996-99
8. Glen Steele	199	1994-97
9. Robert Thompson	184	1979-82
10. Mike Hammerstein	176	1981-85
11. Trent Zenkewicz	170	1992-95
12. Ron Simpkins	168	1976-79
13. Jake Ryan	167	2011-

U-M CAREER FORCED FUMBLES

1. LaMarr Woodley	10	2003-06
2. Jake Ryan	7	2011-
Brandon Graham	7	2006-09
3. Henry Hill	6	1968-70
Mike Taylor	6	1969-71
Shawn Crable	6	2004-07
Jordan Kovacs	6	2009-11
7. Ernest Shazor	5	2002-04
Marlin Jackson	5	2001-04

LINEBACKERS

▶ **Jake Ryan** has notched double-digit tackle performances in four consecutive games. He generated 11 tackles in U-M's 10-9 win at Northwestern, tallied 11 in Michigan's 34-10 win vs. Indiana, 12 at Michigan State and 10 in U-M's 18-13 victory vs. Penn State.

▶ **Jake Ryan** owns nine double-digit tackle games in his collegiate career.

▶ **Jake Ryan** leads U-M in tackles (90), solo stops (56) and forced fumbles (two) through 10 games.

▶ **Jake Ryan's** 13.0 TFLs are 4th in the Big Ten and tied for 27th in the nation.

▶ **Jake Ryan** ranks 2nd in the Big Ten with 40 solo tackles during conference games.

▶ **Jake Ryan** is 7th in the Big Ten and 49th in the nation in tackles per game with his average of 9.0.

▶ **Jake Ryan** is 4th in the Big Ten and tied for 29th in the NCAA in tackles for loss per game (1.3).

▶ **Jake Ryan** posted the first interception of his career in the first quarter at Northwestern.

▶ After posting 0.5 TFL at Northwestern, **Jake Ryan** (44.5) moved into sole possession of 7th place on Michigan's all-time career TFL list, surpassing Larry Foote (44, 1998-2001). Ryan needs 0.5 TFL to tie Glen Steele (45, 1994-97) for 6th.

▶ **Jake Ryan** earned Big Ten co-Defensive Player of the Week honors after posting 11 tackles, including a career-best 10 solo stops, with 2.5 TFLs and two forced fumbles in U-M's 34-10 victory vs. Indiana.

▶ **Jake Ryan's** two forced fumbles vs. the Hoosiers give him seven for his career, moving him into a tie for 2nd in U-M history (Brandon Graham, 2006-09).

▶ **Jake Ryan's** two forced fumbles vs. the Hoosiers are tied for 2nd-highest single-game total in Michigan history.

▶ **Jake Ryan's** two forced fumbles vs. Indiana are the most by a Big Ten individual in a conference game and tied for the 4th-highest single-game total in the NCAA this season.

▶ Dating back to 2011, **Jake Ryan** has recorded a tackle for loss in 33 of his last 41 games.

▶ **Joe Bolden** tallied seven tackles at Northwestern.

▶ **Joe Bolden** notched a career-high 12 tackles at Michigan State. It marked Bolden's fifth career double-digit tackle effort.

▶ **Joe Bolden** has posted 79 tackles through nine games. He is 13th in the Big Ten in tackles per game with an 7.9 average.

▶ **Jake Ryan** notched team highs in total tackles (10) and TFLs (3.0) in Michigan's 18-13 win vs. Penn State and was named Big Ten co-Defensive Player of the Week.

▶ **Mike McCray** recorded the first TFL of his career for two yards on Penn State's attempted fake punt in the third quarter.

▶ **Joe Bolden** posted a team-best 10 tackles at Rutgers.

▶ **Jake Ryan** paced Michigan with a career-high 13 tackles vs. Utah.

▶ **Jake Ryan** notched a team-high 3.0 tackles for loss against the Utes, including his first sack of the season.

SECONDARY

▶ The Michigan defense held Indiana to only 24 yards passing in the Wolverines' 34-10 victory. The last time an opponent had fewer than 25 yards passing was Sept. 11, 1999, vs. Rice (15 yards). The last time an opponent had less than 50 yards passing was Oct. 13, 2012, vs. Illinois (29 yards).

▶ **Raymon Taylor** notched seven tackles and two pass breakups in U-M's 10-9 win at Northwestern. Taylor leads the Wolverines with six pass breakups this season.

▶ **Raymon Taylor** has a pass breakup in five of his last seven games and owns 16 PUBS in his career.

▶ **Jourdan Lewis** notched his fifth pass breakup of the season at Northwestern.

▶ **Jarrold Wilson** forced the first fumble of his career in the second quarter at Michigan State. On the same play, **Delano Hill** notched the first fumble recovery of his career.

▶ **Jarrold Wilson** (11) and **Delano Hill** (5) set new career highs in tackles at the Spartans.

▶ **Jourdan Lewis** notched an interception in Michigan's 18-13 win vs. Penn State. Lewis is tied for 6th in the Big Ten with two interceptions this season.

▶ **Dymonte Thomas** made his first collegiate start in U-M's 18-13 win vs. Penn State.

▶ **Jourdan Lewis** notched a career-high two pass breakups vs. Utah. He also tied a career-best with five tackles vs. the Utes.

▶ **Jourdan Lewis** grabbed his first career interception in the first quarter of Michigan's 34-10 victory vs. Miami (Ohio).

▶ **Jourdan Lewis** made his first collegiate start vs. the RedHawks.

▶ **Delonte Hollowell** made his first career start at Notre Dame, finishing the game with a career-high six tackles, including his first career tackle for loss.

▶ **Jeremy Clark** and **Jabril Peppers** earned their first collegiate starts vs. Appalachian State. Clark finished with three tackles and one pass breakup, while Peppers recorded two tackles in his first game as a Wolverine.

U-M HIGHEST AVERAGE PER PUNT**Season (Min. 30 punts)**

1.	Will Hagerup	45.03	2012
2.	Zoltan Mesko	44.46	2009
3.	Will Hagerup	43.64	2010
4.	Monte Robbins	43.63	1984
5.	Monte Robbins	43.62	1986
6.	Monte Robbins	43.51	1987
7.	Don Bracken	43.34	1981
8.	Will Hagerup	43.00	2014
	Adam Finley	43.00	2004
10.	Zoltan Mesko	42.95	2008
11.	Don Bracken	42.67	1980
12.	Adam Finley	42.20	2002
13.	Zoltan Mesko	41.58	2006
14.	Paul Staroba	41.48	1970
15.	Chris Stapleton	41.47	1993

U-M HIGHEST AVERAGE PER PUNT**Career (Min. 75 punts)**

1.	Monte Robbins	42.8	1984-87
2.	Zoltan Mesko	42.5	2006-09
3.	Will Hagerup	42.2	2010-
4.	Adam Finley	41.9	2001-04
5.	Don Bracken	40.8	1980-83
6.	Chris Stapleton	40.3	1989-93
7.	Matt Wile	40.2	2011-
8.	Hayden Epstein	39.9	1998-2001
9.	John Anderson	39.5	1974-77
10.	Barry Dotzauer	39.2	1971-73

MOST KICKOFF RETURN YARDS - CAREER

1.	Dennis Norfleet	2,050	2012-
2.	Steve Breaston	1,993	2003-06
3.	Anthony Carter	1,606	1979-82
4.	Darryl Stonum	1,538	2008-10
5.	Desmond Howard	1,211	1989-91
6.	Martavious Odoms	1,174	2008-11
7.	Jamie Morris	1,052	1984-87
8.	Mercury Hayes	999	1992-95
9.	Jeremy LeSueur	772	2000-03
10.	Anthony Thomas	720	1997-99

MOST KICKOFF RETURNS - CAREER

1.	Dennis Norfleet	87	2012-
2.	Steve Breaston	81	2003-06
3.	Anthony Carter	63	1979-82
4.	Darryl Stonum	62	2008-10
5.	Martavious Odoms	54	2008-11
6.	Mercury Hayes	53	1992-95
7.	Jamie Morris	52	1984-87
8.	Desmond Howard	45	1989-91
9.	Ron Johnson	40	1966-68
10.	Jeremy LeSueur	35	2000-03

2014 BIG TEN FOOTBALL STANDINGS

EAST DIVISION

TEAM	BIG TEN	OVERALL
Ohio State	6-0	9-1
Michigan State	5-1	8-2
Maryland	3-3	6-4
Michigan	3-3	5-5
Rutgers	2-4	6-4
Penn State	2-4	6-4
Indiana	0-5	3-7

WEST DIVISION

TEAM	BIG TEN	OVERALL
Wisconsin	5-1	8-2
Nebraska	4-2	8-2
Iowa	4-2	7-3
Minnesota	4-2	7-3
Northwestern	2-4	4-6
Illinois	1-5	4-6
Purdue	1-5	3-7

Maryland Schedule (6-4, 3-3 Big Ten)

August

30 vs. James Madison W, 52-7

September

6 at South Florida W, 24-17

13 vs. West Virginia L, 40-37

20 at Syracuse W, 34-20

27 at Indiana W, 37-15

October

4 vs. Ohio State L, 52-24

18 vs. Iowa W, 38-31

25 at Wisconsin L, 52-7

November

1 at Penn State W, 20-19

15 vs. Michigan State L, 37-15

22 at Michigan 3:30 p.m.

29 vs. Rutgers TBD

MICHIGAN vs. MARYLAND

MICHIGAN LEADS ALL-TIME SERIES 3-0

H: 3-0 / A: 0-0 / N: 0-0

YEAR	W/L	SCORE	SITE	RANK
1985	W	20-0	H	12/17
1989	W	41-21	H	6/-
1990	W	45-17	H	6/-

MICHIGAN vs. MARYLAND SERIES INFORMATION

Series Record: Michigan leads 3-0

Michigan points: 106

Northwestern points: 38

Record in Ann Arbor: Michigan leads 3-0

At Michigan Stadium: Michigan leads 3-0

Record at Maryland: N/A

At Byrd Stadium: N/A

Games Decided by 3 Pts. or Less: N/A

Games Decided by 7 Pts. or Less: N/A

Michigan Longest Winning Streak: 3 (current)

Michigan Longest Losing Streak: N/A

Current Michigan Streak: Won 3

Biggest Michigan Win: 45-17 (1990)

Biggest Michigan Loss: N/A

Last Michigan Home Win: 1990 (last game)

Last Michigan Road Win: N/A

Last Maryland Home Win: N/A

Last Maryland Road Win: N/A

This Week in the Big Ten

(All Times Eastern)

Nov. 22

Northwestern at Purdue (ESPNU), Noon

Penn State at Illinois (ESPN2), Noon

Minnesota at Nebraska (ESPN), Noon

Rutgers at Michigan State (BTN), Noon

Indiana at Ohio State (BTN), Noon

Maryland at Michigan (BTN), 3:30 p.m.

Wisconsin at Iowa (ABC), 3:30 p.m.



Michigan Stadium -- 1927- Present (88th Year)

The football program is in its 88th season in the "Big House" in 2014 with an all-time record of 407-124-15 at Michigan Stadium. The largest college football stadium in the country, it was completed in 1927 at a cost of \$950,000, initially seating 72,000 fans. Michigan won the first game played at Michigan Stadium by defeating Ohio Wesleyan 33-0 on Oct. 1, 1927. The stadium was officially dedicated on Oct. 22, 1927, with a 21-0 shutout over Ohio State.

Since that inaugural season, the capacity of Michigan Stadium has increased nine times to its present 109,901. The Wolverines have led the nation in attendance 38 times in the past 39 years and reestablished the NCAA single-game attendance record at 115,109 fans against Notre Dame in the second night game ever in Michigan Stadium in 2013. The previous mark was 114,804 fans against Notre Dame during the first night game at Michigan Stadium in 2011.

Michigan has drawn crowds of 100,000-plus for 257 consecutive games. On football Saturdays in Ann Arbor, Michigan Stadium ranks as the fourth-largest "city" in the state of Michigan.

The Wolverines drew 781,144 fans for their seven-game home schedule in 2013. The seven-game average of 111,592 ranked No. 1 in the FBS.

Michigan Stadium was the first college-owned football facility with a video scoreboard above both end zones. It was also the first stadium to use electronic scoreboards for official time when, in 1930, two were installed.

CAPACITY: 109,901 -- the largest college-owned structure of its kind designed solely for football -- closer to the playing field with no running track -- no posts or other obstructions.

COMPLETION: 1927 --- at a cost in excess of \$950,000 to seat 72,000 spectators. Capacity raised to 84,401 by addition of temporary wooden bleachers until 1949 when permanent steel stands replaced the wooden bleachers, increasing the capacity to 97,239. Seating capacity then raised to 101,001 in 1956, 101,701 in 1973, 102,501 in 1992 and 107,501 in 1998.

FIRST GAME: October 1, 1927 -- Michigan, led by captain Bennie Oosterbaan, defeated Ohio Wesleyan 33-0. LaVerne (Kip) Taylor, Michigan end, scored first in the stadium on a 28-yard pass from halfback Louis Gilbert.

DEDICATION GAME: October 22, 1927 -- Michigan defeated Ohio State 21-0.

REDEDICATION GAME: September 4, 2010 -- Michigan defeated Connecticut 30-10.

ATTENDANCE: Since 1927 -- 46,596,348 fans have watched the Wolverines play 544 games. The single-game attendance record is 115,109 set against Notre Dame on Sept. 7, 2013. The NCAA season record of 897,431 was set in 2011.

FIELD: 360 x 160 feet -- Installed new FieldTurf in 2010. The original FieldTurf surface was installed in 2003, returning Michigan to an artificial surface for the first time since the 1990 season. Installed Prescription Athletic Turf in 1991, giving Michigan its first natural grass field since 1968. Field was also lowered 3-1/2 feet allowing better sightlines for those seated in the lower rows.

Michigan Stadium Milestone Games

No.	Date	Opponent	Result	Score
1	Oct. 1, 1927	Ohio Wesleyan	W	33-0
50	Nov. 2, 1935	Pennsylvania	W	16-6
100	Sept. 15, 1945	Great Lakes	W	27-2
200	Oct. 14, 1961	Michigan State	L	0-28
250	Oct. 11, 1969	Purdue	W	31-20
300	Sept. 24, 1977	Navy	W	14-7
400	Sept. 11, 1993	Notre Dame	L	23-27
500	Sept. 27, 2008	Wisconsin	W	27-25

Michigan Stadium Milestone Wins

No.	Date	Opponent	Score
1	Oct. 1, 1927	Ohio Wesleyan	33-0
50	Sept. 27, 1941	Michigan State	19-7
100	Oct. 11, 1952	Indiana	28-13
200	Oct. 18, 1975	Northwestern	69-0
250	Oct. 27, 1984	Illinois	26-18
300	Aug. 26, 1995	Virginia	18-17
350	Oct. 25, 2003	Purdue	31-3
400	Sept. 7, 2013	Notre Dame	41-30

University of Michigan Home Stadiums

Stadium	Years	Games	Win	Loss	Tie	Capacity (Yr)
Ann Arbor Sites	1883-1892	18	17	1	0	
Regents Field.....	1893-1905	92	87	2	3	400 (1893) 800 (1896)
Ferry Field	1906-1926	104	88	14	2	18,000 (1906) 25,000 (1914) 40,000 (1921) 46,000 (1926)
Michigan Stadium.....	1927-	544	407	124	15	72,000 (1927) 84,401 (1927) 85,753 (1928) 97,239 (1949) 101,001 (1956) 101,701 (1973) 102,501 (1992) 107,501 (1998) 106,201 (2008) 109,901 (2010)
Total Ann Arbor Record		757	599	141	20	
In Detroit	1879-1901	18	12	5	1	
Total Home Record		775	611	146	21	

100,000-Plus Crowds at Michigan Stadium

The football program has played 257 consecutive home games in front of crowds in excess of 100,000. The last time Michigan did not have 100,000 in attendance in Michigan Stadium was on Oct. 25, 1975 vs. Indiana. A crowd of 93,857 was on hand for the 55-7 Michigan victory.

Since then, Michigan has set numerous NCAA attendance marks and the Wolverines have led the nation for 38 of the past 39 seasons in attendance.

J. Ira and Nicki Harris Family Head Football Coach Brady Hoke



Conference Championships

MAC WEST (2007, 2008)

Coach of the Year Honors

National - Maxwell Football Club (2011)

Big Ten - Hayes-Schembechler (Coaches - 2011)

Big Ten - Dave McClain (Media - 2011, Media)

MWC (2010)

AFC A FBS Region 3 (2008)

MAC (2008)

At a Glance

Born: November 3, 1958 in Kettering, Ohio

High School: Fairmont East (1977)

College: Ball State, B.S., 1982

Wife: Laura

Daughter: Kelly

Brady Hoke was named the 19th head coach in University of Michigan football history on Jan. 11, 2011. A former assistant coach at U-M (1995-2002), Hoke has guided the Wolverines to a 31-18 record (18-12 Big Ten) in his first four seasons as head coach of Michigan. Hoke led the Wolverines to an 11-2 record (6-2 Big Ten) and Allstate Sugar Bowl victory in his first season at the helm, while U-M finished the 2012 season with an 8-5 (6-2 Big Ten) mark following a bid to the Outback Bowl. The Wolverines went 7-6 in 2013 and made an appearance in the 2013 Buffalo Wild Wings Bowl.

Hoke had previous head coaching stints at San Diego State from 2009-10, where he earned a 13-12 record, and his alma mater, Ball State, where he went 34-38 from 2003-08. Collectively, Hoke is 73-63 in 11 seasons as a head coach.

Hoke's first-season success in Ann Arbor was acknowledged across the country. He was named the Maxwell Football Club Collegiate Coach of the Year and was named a finalist for three other national Coach of the Year honors: Bear Bryant, Eddie Robinson and Liberty Mutual. The Big Ten Conference's coaches voted Hoke as the inaugural recipient of the Hayes-Schembechler Coach of the Year award, while the Big Ten media named him the Dave McClain Coach of the Year.

With four wins more than the 2010 squad (7-6), Hoke and the Wolverines tied Fielding Yost's 1901 team as the only two teams with a four-win improvement from the previous season. Yost's 1901 team went 11-0 following a 7-2-1 1900 season.

Only the legendary Yost precedes Hoke as a Michigan head coach to win 10 games in his first season. Hoke also became the fifth Big Ten coach to win at least 10 games in his first season as head coach, and became the third U-M coach to win his first six games (Fielding Yost-1901, Bennie Oosterbaan-1948). Nationally, Hoke became one of eight coaches to direct a team to a BCS bowl in his first season, while he became the third coach to direct a team to a BCS bowl victory in his first season.

In 2012, Hoke became the first Michigan head coach to go undefeated at home in his first two seasons since Fielding Yost in 1901-02. The Wolverines were a perfect 8-0 at Michigan Stadium in 2011 and 6-0 at the Big House in 2012.

Since Hoke's arrival, the defense has improved from a unit that in 2010 ranked 108th in the Football Bowl Subdivision in scoring defense and 110th in yards allowed to one that ranked among the top 20 in the

country in scoring and total defense in 2011 and 2012. Meanwhile, the offense has averaged over 30 points per game during Hoke's tenure, including averaging 34 points per game through 12 games in 2013.

Fifteen Wolverines have earned All-Big Ten distinction in three seasons under Hoke, including back-to-back-to-back Big Ten Rimington-Pace Offensive Lineman of the Year winners in center David Molk (2011) and left tackle Taylor Lewan (2012-13). Devin Funchess also earned Big Ten Kwalick-Clark Tight End of the Year honors in 2013.

The 2010 Mountain West Conference Coach of the Year, Hoke guided the Aztecs to a 9-4 record, marking the most victories since 1996 (8) while earning the program's first trip to a bowl game in 12 years, a 35-14 victory over Navy. Six of his players earned All-MWC first team honors in 2010, including running back Ronnie Hillman, the league's Freshman of the Year. Seven additional players earned second-team (4) honors and honorable mention (3). In 2009, Hoke's first season at San Diego State, five players were named to All-MWC teams, while 11 were MWC All-Academic selections.

As head coach at Ball State, he mentored players to 35 All-MAC selections in six years en route to a pair of bowl game appearances in 2007 and '08. The 2008 season marked the best season in program history, recording a school-record 12 wins and completing an undefeated Mid-American Conference regular-season campaign.

Collectively, Hoke has 30 years of collegiate coaching experience beginning with assistant positions at Grand Valley State (1983), Western Michigan (1984-86), Toledo (1987-88), Oregon State (1989-94) and Michigan (1995-2002). A defensive line coach at U-M, Hoke was part of three Big Ten champion teams (1997, '98, 2000), including the 1997 national champion and Rose Bowl winning squad. During his tenure, U-M posted a 76-23 overall record, claiming at least 10 victories on four occasions.

A 1982 graduate of Ball State University, Hoke earned four letters (1977-80) with the Cardinals. He was part of the only two teams in Ball State football history to post undefeated conference seasons: as a player in 1978, and as the head coach in 2008. Hoke led Ball State to the 1978 MAC championship, and as a team captain in 1980 earned All-MAC second-team honors. He graduated from Fairmont East High School in Kettering, Ohio, in 1977.

He and his wife, the former Laura Homberger, have one daughter, Kelly.

BRADY HOKE'S YEAR-BY-YEAR COACHING RECORD

YEAR	SCHOOL	RECORD	CONFERENCE RECORD	POSTSEASON
2014	Michigan	5-5	3-3 Big Ten	
2013	Michigan	7-6	3-5 Big Ten	Buffalo Wild Wings Bowl (vs. Kansas State/L, 31-14)
2012	Michigan	8-5	6-2 Big Ten	Outback Bowl (vs. South Carolina/L, 33-28)
2011	Michigan	11-2	6-2 Big Ten	Sugar Bowl (vs. Virginia Tech/W, 23-20 ot)
2010	San Diego State	9-4	5-3 MWC	Poinsettia Bowl (vs. Navy/W, 35-14)
2009	San Diego State	4-8	2-6 MWC	
2008	Ball State	12-1	8-0 MAC	MAC West champion, * Did not coach GMAC Bowl (vs. Tulsa/L, 45-13)
2007	Ball State	7-6	5-2 MAC	MAC West co-champion, International Bowl (vs. Rutgers/L, 52-30)
2006	Ball State	5-7	5-3 MAC	
2005	Ball State	4-7	4-4 MAC	
2004	Ball State	2-9	2-6 MAC	
2003	Ball State	4-8	3-5 MAC	
U-M	4 Seasons	31-18	18-12 Big Ten	
SDSU	2 Seasons	13-12	7-9 MWC	
BSU	6 Seasons	34-38	27-20 MAC	
TOTAL	12 Seasons	78-68	52-41 Conference	

BRADY HOKE'S MILESTONE WINS

Win	Opponent	Site	Date
1	Ball State 31, Indiana State 7	H	8/28/2003
10	Ball State 26, Eastern Michigan 25	A	11/12/2005
20	Ball State 27, Western Michigan 23	A	10/20/2007
30	Ball State 38, Eastern Michigan 16	H	10/25/2008
40	San Diego St. 41, New Mexico St. 21	A	9/11/2010
50	Michigan 31, Eastern Michigan 3	H	9/17/2011
60	Michigan 44, Purdue 13	A	10/6/2012
70	Michigan 24, Connecticut 21	A	9/21/2013

U-M SUPERLATIVES UNDER BRADY HOKE

Overall:	31-18
At Home:	23-4
On the Road:	8-11
Neutral Site:	1-3
By Month:	
August:	2-0
September:	10-5
October:	9-5
November:	9-6
December:	0-1
January:	1-1
When Scoring First:	21-7
When Opponent Scores First:	10-11
When Scoring 20 or More Points:	28-6
When Scoring Less Than 20 Points:	3-12
When Leading at the Half:	23-2
When Trailing at the Half:	6-14
When Tied at the Half:	2-2
When Leading after 3 Quarters:	25-3
When Trailing after 3 Quarters:	5-14
When Tied after 3 Quarters:	1-1
In Overtime:	3-1
When Outrushing the Opponent:	25-6
With 35 or More Rushing Attempts:	23-11
With Less Than 30 Passing Attempts:	25-9
When Leading in Time of Possession:	19-9
When Trailing in Time of Possession:	12-9
On Turf:	27-10
On Grass:	4-8
When Leading in Takeaway/Turnover Ratio:	12-5
When Even in Takeaway/Turnover Ratio:	8-2
When Trailing in Takeaway/Turnover Ratio:	11-11
With an Individual 100-Yard Rusher:	19-3
With an Individual 200-Yard Passer:	13-5
With an Individual 250-Yard Passer:	7-1
With an Individual 100-Yard Receiver:	10-5
With an Individual Opponent 100-Yard Rusher:	6-10
With an Individual Opponent 200-Yard Passer:	9-8
With an Individual Opponent 250-Yard Passer:	7-4
With an Individual Opponent 100-Yard Receiver:	6-3



GREG MATTISON

Defensive Coordinator



DOUG NUSSMEIER

Sanford Robertson
Offensive Coordinator/QBs



DARRELL FUNK

Offensive Line



ROY MANNING

Cornerbacks



FRED JACKSON

Running Backs



MARK SMITH

Defensive Line



JEFF HECKLINSKI

Wide Receivers




CURT MALLORY

Safeties



DAN FERRIGNO

Special Teams/Tight Ends



AARON WELLMAN

Strength and Conditioning

HOKE RECORD VS

Conf./Team	Record
Big Ten	19-19
Illinois.....	2-1
Indiana.....	3-2
Iowa.....	1-3
Michigan.....	0-1
Michigan State.....	1-3
Minnesota.....	3-1
Nebraska.....	1-2
Northwestern.....	4-0
Ohio State.....	1-2
Penn State.....	1-1
Purdue.....	2-2
Rutgers.....	0-1
AAC	1-0
Connecticut.....	1-0
ACC	0-1
Boston College.....	0-1
Big East	1-4
Boston College.....	0-2
Pittsburgh.....	0-1
Rutgers.....	0-1
Virginia Tech.....	1-0
Big 12	0-5
Kansas State.....	0-1
Missouri.....	0-3
Nebraska.....	0-1
Independent	5-2
Navy.....	3-0
Notre Dame.....	2-2
MAC	33-21
Akron.....	3-1
Bowling Green.....	0-3
Buffalo.....	2-1
Central Florida.....	1-0
Central Michigan.....	3-4
Eastern Michigan.....	5-2
Kent State.....	3-0
Massachusetts.....	1-0
Miami (Ohio).....	3-2
Northern Illinois.....	3-3
Ohio.....	0-1
Toledo.....	4-2
Western Michigan.....	5-2
Mountain West	9-9
Air Force.....	2-1
BYU.....	0-2
Colorado State.....	2-0
New Mexico.....	2-0
San Diego State.....	1-0
TCU.....	0-2
UNLV.....	1-1
Utah.....	0-2
Wyoming.....	1-1
PAC-12	0-2
UCLA.....	0-1
Utah.....	0-1
SEC	0-3
Alabama.....	0-1
Auburn.....	0-1
South Carolina.....	0-1
Sun Belt	3-0
Appalachian State.....	1-0
Western Kentucky.....	2-0
WAC	3-1
Idaho.....	0-1
New Mexico State.....	2-0
Utah State.....	1-0
FCS	4-1
Nicholls State.....	1-0
Southern Utah.....	1-0
Indiana State.....	1-0
North Dakota State.....	0-1
Northeastern.....	1-0
Totals	78-68

*Opponents listed by conference affiliation at time of game

2014 MICHIGAN FOOTBALL INDIVIDUAL HONORS

DE-Brennen Beyer

In-season Honors
Wuerffel Trophy Finalist

TE-Jake Butt

Preseason Honors
CFPA Tight End Trophy Watch List

CB-Blake Countess

Preseason Honors
Athlon All-Big Ten (1st Team)
Sporting News All-Big Ten (1st Team)
Jim Thorpe Award Watch List
Bronko Nagurski Trophy Watch List
CFPA Defensive Back Trophy Watch List

WR-Devin Funchess

In-season Honors
Phil Steele Midseason All-Big Ten (2nd Team)

Preseason Honors

Athlon All-Big Ten (1st Team)
Sporting News All-Big Ten (1st Team)
Maxwell Award Watch List
Biletnikoff Award Watch List
Walter Camp Player of the Year Watch List
Big Ten Player To Watch
CFPA Wide Receiver Trophy Watch List

QB-Devin Gardner

In-season Honors
Senior CLASS Award Finalist

Preseason Honors

Athlon All-Big Ten (4th Team)
Maxwell Award Watch List
Davey O'Brien Award Watch List
Johnny Unitas Golden Arm Award Nominee
Manning Award Watch List
Senior CLASS Award Candidate
CFPA Quarterback Trophy Watch List

P-Will Hagerup

In-season Honors
Ray Guy Award Candidate

Preseason Honors

Athlon All-Big Ten (3rd Team)

LB - Desmond Morgan

William V. Campbell Trophy - Semifinalist

WR-Dennis Norfleet

Preseason Honors
CFPA Kickoff Returner Trophy Watch List

LB-James Ross III

Preseason Honors
Athlon All-Big Ten (2nd Team)

LB-Jake Ryan

In-season Honors
Butkus Award Semifinalist
Big Ten co-Defensive Player of the Week (Nov. 3)
Big Ten co-Defensive Player of the Week (Oct. 13)
Phil Steele Midseason All-Big Ten (1st Team)

Preseason Honors

Athlon All-American (4th Team)
Athlon All-Big Ten (1st Team)
Sporting News All-Big Ten (1st Team)
Chuck Bednarik Award Watch List
Butkus Award Watch List
Lombardi Award Watch List
Bronko Nagurski Trophy Watch List
CFPA Linebacker Trophy Watch List
Lott IMPACT Trophy Watch List

K-Matt Wile

In-season Honors
Big Ten co-Special Teams Player of the Week (Oct. 13)

2014 MICHIGAN DEPTH CHART (as of 11/17)

OFFENSE

WR	1	Devin Funchess (Jr., 6-5, 230)
	82	Amara Darboh (So., 6-2, 211)
WR	86	Jehu Chesson (So., 6-3, 197)
	17	Freddy Canteen (Fr., 6-1, 176)
WR	23	Dennis Norfleet (Jr., 5-7, 169)
	3	Bo Dever (So., 6-2, 199)
TE	88	Jake Butt (So., 6-6, 249)
	84	A.J. Williams (Jr., 6-6, 260)
LT	52	Mason Cole (Fr., 6-5, 292)
	78	Erik Magnuson (So., 6-6, 294)
LG	61	Graham Glasgow (Jr., 6-6, 311)
	78	Erik Magnuson (So., 6-6, 294)
C	60	Jack Miller (Jr., 6-4, 299)
	57	Patrick Kugler (RFr., 6-5, 299)
RG	67	Kyle Kalis (So., 6-5, 298)
	56	Joey Burzynski (Sr., 6-1, 290)
RT	71	Ben Braden (So., 6-6, 322)
	72	Logan Tulley-Tillman (RFr., 6-7, 290)
QB	98	Devin Gardner (Sr., 6-4, 216)
	7	Shane Morris (So., 6-3, 204)
RB	4	De'Veon Smith (So., 5-11, 220)
	5	Justice Hayes (Jr., 5-10, 194)
		OR
	20	Drake Johnson (So., 6-1, 211)
FB	36	Joe Kerridge (Jr., 6-0, 244)
	39	Sione Houma (Jr., 6-0, 242)

DEFENSE

DE	53	Mario Ojemudia (Jr., 6-2, 251)
	33	Taco Charlton (So., 6-6, 275)
DT	69	Willie Henry (So., 6-3, 293)
	99	Matthew Godin (So., 6-6, 286)
		OR
	43	Chris Wormley (So., 6-4, 295)
DT	96	Ryan Glasgow (So., 6-4, 296)
	90	Bryan Mone (Fr., 6-4, 312)
		OR
	56	Ondre Pipkins (Jr., 6-3, 306)
DE	97	Brennen Beyer (Sr., 6-4, 256)
	7	Henry Poggi (RFr., 6-4, 270)
WLB	35	Joe Bolden (Jr., 6-3, 231)
	42	Ben Gedeon (So., 6-3, 240)
MLB	47	Jake Ryan (Sr., 6-3, 236)
	9	Mike McCray (RFr., 6-4, 241)
	66	Dan Liesman (So., 6-2, 229)
SLB	15	James Ross III (Jr., 6-1, 227)
	52	Royce Jenkins-Stone (Jr., 6-2, 234)
	12	Allen Gant (So., 6-2, 223)
CB	26	Jourdan Lewis (So., 5-10, 175)
	13	Terry Richardson (So., 5-9, 170)
		OR
	8	Channing Stribling (So., 6-2, 178)
S	22	Jarrold Wilson (Jr., 6-2, 205)
	44	Delano Hill (So., 6-0, 205)
S	34	Jeremy Clark (So., 6-4, 205)
	25	Dymonte Thomas (So., 6-2, 193)
CB	6	Raymon Taylor (Sr., 5-10, 184)
	24	Delonte Hollowell (Sr., 5-9, 178)
NICK	2	Blake Countess (Jr., 5-10, 180)
	24	Delonte Hollowell (Sr., 5-9, 178)

SPECIAL TEAMS

K	45	Matt Wile (Sr., 6-2, 219)
	91	Kenny Allen (So., 6-3, 220)
P	40	Will Hagerup (Sr., 6-4, 225)
	45	Matt Wile (Sr., 6-2, 219)
SNP	43	Scott Sypniewski (RFr., 6-1, 221)
	66	Dan Liesman (So., 6-2, 229)
H	91	Kenny Allen (So., 6-3, 220)
	7	Shane Morris (So., 6-3, 204)
KOR	23	Dennis Norfleet (Jr., 5-7, 169)
	5	Justice Hayes (Jr., 5-10, 194)
PR	23	Dennis Norfleet (Jr., 5-7, 169)
	82	Amara Darboh (So., 6-2, 211)

MICHIGAN 2014 ROSTER

No.	Name	Pos.	Ht.	Wt.	Year	Redshirt	Hometown (High School/Previous School)
1	Devin Funchess**	WR	6-5	230	Jr.		Farmington Hills, Mich. (Harrison)
2	Blake Countess**	DB	5-10	180	Jr.	'12	Owings Mills, Md. (Our Lady of Good Counsel)
3	Bo Dever	WR	6-2	199	So.	'12	Lake Forest, Ill. (Lake Forest)
4	De'Veon Smith*	RB	5-11	220	So.		Warren, Ohio (Howland)
5	Justice Hayes**	RB	5-10	194	Jr.	'11	Flint, Mich. (Grand Blanc Community)
5	Jabrill Peppers	CB	6-1	202	Fr.		East Orange, N.J. (Paramus Catholic)
6	Raymon Taylor***	DB	5-10	184	Sr.		Detroit, Mich. (Highland Park)
6	Brian Cleary	QB	6-3	212	So.	'12	Grosse Pointe, Mich. (Detroit Jesuit)
7	Shane Morris*	QB	6-3	204	So.		Hazel Park, Mich. (De La Salle)
7	Henry Poggi	DE	6-4	270	Fr.	'13	Baltimore, Md. (Gilman School)
8	Russell Bellomy*	QB	6-3	206	Jr.	'11	Arlington, Texas (Martin)
8	Channing Stribling*	DB	6-2	178	So.		Matthews, N.C. (Butler)
9	Mike McCray	LB	6-4	241	RFr.	'13	Trotwood, Ohio (Trotwood-Madison)
10	Da'Mario Jones*	WR	6-2	196	So.		Westland, Mich. (John Glenn)
12	Allen Gant	LB	6-2	223	So.	'12	Sylvania, Ohio (Southview)
13	Terry Richardson*	CB	5-9	170	So.	'13	Detroit, Mich. (Cass Technical)
13	Alex Swieca	QB	6-1	210	Jr.	'11	New York, NY (The Frisch School)
14	Drake Harris	WR	6-4	176	Fr.		Grand Rapids, Mich. (Grand Rapids Christian)
15	Garrett Moores	QB	6-3	213	RFr.	'13	Detroit, Mich. (Detroit Catholic Central)
15	James Ross III**	LB	6-1	227	Jr.		Orchard Lake, Mich. (St. Mary's Prep)
16	Jack Wangler	WR	6-1	196	RFr.	'13	Royal Oak, Mich. (De La Salle)
17	Freddy Canteen	WR	6-1	176	Fr.		Wilmington, Del. (Eastern Christian Academy)
18	AJ Pearson	DB	6-0	193	So.	'12	Johns Creek, Ga. (Northview)
18	Antonio Whitfield	RB	5-4	156	So.		Canal Winchester, Ohio (Canal Winchester)
19	Wilton Speight	QB	6-6	234	Fr.		Richmond, Va. (The Collegiate School)
19	Jared Wangler	LB	6-2	219	Fr.		Royal Oak, Mich. (De La Salle)
20	Drake Johnson	RB	6-1	211	So.	'12	Ann Arbor, Mich. (Pioneer)
22	Jarrod Wilson**	DB	6-2	205	Jr.		Akron, Ohio (Buchtel)
23	Dennis Norfleet**	WR	5-7	169	Jr.		Detroit, Mich. (Martin Luther King)
24	Delonte Hollowell***	DB	5-9	178	Sr.		Detroit, Mich. (Cass Technical)
25	Dymonte Thomas*	DB	6-2	193	So.		Alliance, Ohio (Marlington)
26	Jourdan Lewis*	DB	5-10	175	So.		Detroit, Mich. (Cass Technical)
27	Derrick Green*	RB	5-11	220	So.		Richmond, Va. (Hermitage)
28	Brandon Watson	DB	5-11	188	Fr.		Wilmington, Del. (Eastern Christian Academy)
29	Ross Douglas	WR	5-10	189	RFr.	'13	Avon, Ohio (Avon)
29	Matt Mitchell	DB	5-10	170	Fr.		Dexter, Mich. (Dexter)
30	Reon Dawson	DB	6-2	178	RFr.	'13	Trotwood, Ohio (Trotwood-Madison)
31	Nick Benda	LB	6-0	220	So.	'12	Champion, Mich. (Westwood)
31	Kyle Seychel	K/P	6-2	168	Fr.		Brighton, Mich. (Hartland)
32	Shaun Austin	DB	6-1	198	So.	'12	Plymouth, Mich. (Plymouth)
32	Ty Isaac*	RB	6-3	225	So.		Shorewood, Ill. (Joliet Catholic Academy/USC)
33	Taco Charlton*	DE	6-6	275	So.		Pickerington, Ohio (Central)
33	Wyatt Shallman	RB	6-3	239	RFr.	'13	Hartland, Mich. (Detroit Catholic Central)
34	Jeremy Clark*	DB	6-4	205	So.	'12	Madisonville, Ky. (Madisonville North Hopkins)
35	Joe Bolden**	LB	6-3	231	Jr.		Cincinnati, Ohio (Colerain)
36	Joe Kerridge**	FB	6-0	244	Jr.	'11	Traverse City, Mich. (St. Francis)
37	Bobby Henderson	FB	5-11	236	So.	'12	Hopewell Junction, N.Y. (John Jay)
37	Nick Volk	LB	5-10	229	Fr.		Frankenmuth, Mich. (Frankenmuth)
38	Francois Montbrun	DB	5-10	187	RFr.	'13	Ishpeming, Mich. (Westwood HS)
39	Sione Houma**	FB	6-0	242	Jr.		Salt Lake City, Utah (Highland)
40	Will Hagerup***	P	6-4	225	Sr.	'13	Milwaukee, Wis. (Whitefish Bay)
41	Anthony Capatina*	WR	5-9	180	Sr.		Novi, Mich. (Detroit Catholic Central)
42	Ben Gedeon*	LB	6-3	240	So.		Hudson, Ohio (Hudson)
43	Scott Sypniewski	LS	6-1	221	RFr.	'13	Ottawa, Ill. (Marquette)
43	Chris Wormley*	DL	6-5	295	So.	'12	Toledo, Ohio (Whitmer)
44	Delano Hill	DB	6-0	205	So.		Detroit, Mich. (Cass Technical)
45	Matt Wile***	K	6-2	219	Sr.		San Diego, Calif. (Francis Parker)
46	Joe Hewlett	DB	6-0	185	Fr.		Novi, Mich. (Northville HS)
47	Jake Ryan***	LB	6-3	236	Sr.	'10	Westlake, Ohio (St. Ignatius)
48	Desmond Morgan***	LB	6-1	232	Sr.		Holland, Mich. (West Ottawa)
49	Anthony Dalimonte	CB	5-9	177	RFr.	'13	Bloomfield Hills, Mich. (Brother Rice)
49	Andrew Robinson	LS	5-11	234	Fr.		Troy, Mich. (Troy Athens)
50	Tom Strobel	DL	6-6	268	So.	'12	Mentor, Ohio (Mentor)

MICHIGAN 2014 ROSTER

No.	Name	Pos.	Ht.	Wt.	Year	Redshirt	Hometown (High School/Previous School)
51	Michael Ferns	LB	6-3	239	Fr.		Saint Clairsville, Ohio (Saint Clairsville)
51	Greg Froelich	OL	6-2	270	RFr.	'13	Deerfield, Mass. (Deerfield)
52	Mason Cole	OT	6-5	292	Fr.		Tarpon Springs, Fla. (East Lake)
52	Royce Jenkins-Stone**	LB	6-2	234	Jr.		Detroit, Mich. (Cass Technical)
53	Mario Ojemudia**	DE	6-2	251	Jr.		Farmington Hills, Mich. (Harrison)
54	Brady Pallante	DT	6-1	263	Fr.		Naples, Fla. (Barron Collier)
55	David Dawson	OL	6-4	296	RFr.		Detroit, Mich. (Cass Technical)
55	Garrett Miller	DL	5-10	265	RFr.		Adrian, Mich. (Sand Creek)
56	Joey Burzynski***	OL	6-1	290	Sr.	'10	Carlsbad, Calif. (Carlsbad)
56	Ondre Pipkins**	DT	6-3	306	Jr.		Kansas City, Mo. (Park Hill)
57	Patrick Kugler	OL	6-5	299	RFr.	'13	Wexford, Pa. (North Allegheny)
58	Chase Winovich	LB	6-3	220	Fr.		Clairton, Pa. (Thomas Jefferson)
59	Noah Furbush	LB	6-4	210	Fr.		Kenton, Ohio (Kenton)
60	Jack Miller**	OL	6-4	299	Jr.	'11	Perrysburg, Ohio (St. John's Jesuit)
61	Graham Glasgow**	OL	6-6	311	Jr.	'11	Aurora, Ill. (Marmion Academy)
62	Blake Bars	OL	6-5	294	So.	'12	Nashville, Tenn. (Montgomery Bell Academy)
62	Alex Kaminski	LB	5-10	208	Fr.		Ada, Mich. (Lowell)
63	Ben Pliska	OL	6-3	280	So.	'12	Kirkland, Wa. (Lake Washington)
64	Michael Wroblewski	LB	6-2	231	RFr.	'13	Saint Clair Shores, Mich. (Detroit Jesuit HS)
65	Kyle Bosch*	OL	6-5	303	So.		St. Charles, Ill. (St. Francis)
66	Dan Liesman	LB	6-2	229	So.	'12	Lansing, Mich. (Lansing Catholic)
67	Kyle Kalis*	OL	6-5	298	So.	'12	Lakewood, Ohio (St. Edward)
69	Willie Henry*	DT	6-3	293	So.	'12	Cleveland, Ohio (Glenville)
71	Ben Braden	OL	6-6	322	So.	'12	Rockford, Mich. (Rockford)
72	Logan Tuley-Tillman	OL	6-7	290	RFr.	'13	Peoria, Ill. (Manual)
73	Chris Fox	OL	6-6	309	RFr.	'13	Parker, Colo. (Ponderosa)
73	Maurice Hurst Jr.	DT	6-2	282	RFr.	'13	Westwood, Mass. (Xaverian Brothers)
74	Dan Samuelson	OL	6-5	292	RFr.	'13	Plymouth, Ind. (Plymouth)
76	Juwann Bushell-Beatty	OT	6-5	319	Fr.		Paramus, N.J. (Paramus Catholic)
78	Erik Magnuson*	OL	6-6	294	So.	'12	Carlsbad, Calif. (La Costa Canyon)
79	Leon Johnson	DL	5-10	256	Fr.		Detroit, Mich. (East English Village Prep Academy)
80	Khalid Hill	TE	6-2	252	RFr.	'13	Detroit, Mich. (East English Village Prep Academy)
82	Amara Darboh*	WR	6-2	211	So.	'13	West Des Moines, Iowa (Dowling Catholic)
83	Jaron Dukes	WR	6-4	197	RFr.	'13	Columbus, Ohio (Marion Franklin)
84	A.J. Williams**	TE	6-6	260	Jr.		Cincinnati, Ohio (Sycamore)
85	Maurice Ways	WR	6-3	195	Fr.		Beverly Hills, Mich. (Detroit Country Day)
86	Jehu Chesson*	WR	6-3	197	So.	'12	St. Louis, Mo. (Ladue Horton Watkins)
88	Jake Butt*	TE	6-6	249	So.		Pickerington, Ohio (Pickerington North)
89	Jonathan Keizer	WR	6-5	219	Jr.	'11	Portage, Mich. (Portage Northern)
90	Bryan Mone	DT	6-4	312	Fr.		Salt Lake City, Utah (Highland)
91	Kenny Allen	K/P	6-3	220	So.	'12	Fenton, Mich. (Fenton)
91	Alex Mitropoulos-Rundus	DL	6-2	262	Sr.		Ann Arbor, Mich. (Pioneer)
92	Keith Heitzman**	TE	6-3	258	Jr.	'11	Hilliard, Ohio (Hilliard Davidson)
93	Lawrence Marshall	DE	6-4	241	Fr.		Southfield, Mich. (Southfield)
94	Ian Bunting	TE	6-7	227	Fr.		Hinsdale, Ill. (Hinsdale Central)
95	Michael Jocz	TE	6-4	234	So.	'12	Novi, Mich. (Novi)
96	Ryan Glasgow*	DL	6-4	296	So.	'12	Aurora, Ill. (Marmion Academy)
97	Brennen Beyer**	DE	6-4	256	Sr.		Canton, Mich. (Plymouth)
98	Devin Gardner***	QB	6-4	216	Sr.	'10	Detroit, Mich. (Inkster)
99	Matthew Godin*	DT	6-6	286	So.	'12	Fenton, Mich. (Detroit Catholic Central)

PRONUNCIATION GUIDE

Brennen Beyer	BUY-er	Keith Heitzman	HEIGHTS-muhn	Henry Poggi	PO-jee
Jehu Chesson	JAY-YOU CHESS-uhn	Delano Hill	Duh-LAY-no	Wyatt Shallman	SHAWL-muhn
Amara Darboh	uh-MAR-uh DAR-bow	Khalid Hill	kuh-LID	De'Veon Smith	DAY-VE-ON
Reon Dawson	REE-ON	Sione Houma	see-OHN-ay HOME-uh	Wilton Speight	Spayt
Devin Funchess	FUN-chess	Da'Mario Jones	duh-MAR-EE-o	Alex Swieca	swEE-ECK-uh
Ben Gedeon	gid-EE-uhn	Patrick Kugler	KOO-gler	Scott Sypniewski	sip-NEW-skee
Graham Glasgow	glass-gow	Bryan Mone	MO-nay	Raymon Taylor	ray-MOAN
Ryan Glasgow	glass-gow	Mario Ojemudia	Oh-juh-MOO-dee-uh	Logan Tuley-Tillman	too-LEE-TIL-muhn
Matthew Godin	GO-din	Brady Pallante	Puh-lohn-tay	Matt Wile	like 'while'
Will Hagerup	HA-grup	Jabrill Peppers	Juh-BRILL	Jarrod Wilson	Jared

2014 MICHIGAN STARTING LINEUPS • OFFENSE

OPPONENT	WR	LT	LG	C	RG	RT	TE/FB	WR/TE/FB	QB	WR	RB/WR
Appalachian St.	Funchess	Cole	Magnuson	Miller	Burzynski	Braden	K. Hill	Norfleet	Gardner	Chesson	Green
at Notre Dame	Funchess	Cole	Magnuson	Miller	G. Glasgow	Braden	Williams	Norfleet	Gardner	Chesson	Green
Miami (OH)	Darboh	Cole	Magnuson	Miller	G. Glasgow	Braden	Williams	K. Hill	Gardner	Chesson	Green
Utah	Funchess	Cole	Magnuson	Miller	G. Glasgow	Braden	Williams	K. Hill	Gardner	Darboh	Green
Minnesota	Funchess	Cole	G. Glasgow	Miller	Kalis	Braden	Williams	Kerridge	Morris	Chesson	Green
at Rutgers	Funchess	Cole	G. Glasgow	Miller	Kalis	Braden	Butt	K. Hill	Gardner	Darboh	Green
Penn St.	Funchess	Cole	G. Glasgow	Miller	Kalis	Braden	Butt	Williams	Gardner	Darboh	Norfleet
at Michigan St.	Funchess	Cole	G. Glasgow	Miller	Kalis	Braden	Butt	Canteen	Gardner	Darboh	Smith
Indiana	Funchess	Cole	G. Glasgow	Miller	Kalis	Braden	Kerridge	Norfleet	Gardner	Darboh	Hayes
at Northwestern	Funchess	Cole	G. Glasgow	Miller	Kalis	Braden	Kerridge	Canteen	Gardner	Darboh	Johnson
Maryland											
at Ohio St.											

2014 MICHIGAN STARTING LINEUPS • DEFENSE

OPPONENT	DE	DT	DT	DE	MLB	WLB	NICK/SLB	CB	SS	FS	CB
Appalachian St.	F. Clark	Henry	R. Glasgow	Beyer	Ryan	Bolden	Peppers	Taylor	J. Clark	Wilson	Countess
at Notre Dame	F. Clark	Henry	R. Glasgow	Beyer	Ryan	Bolden	Hollowell	Taylor	J. Clark	Wilson	Countess
Miami (OH)	F. Clark	Henry	R. Glasgow	Beyer	Ryan	Bolden	Jenkins-Stone	Lewis	J. Clark	D. Hill	Countess
Utah	F. Clark	Henry	R. Glasgow	Beyer	Ryan	Bolden	Ross III	Lewis	J. Clark	D. Hill	Countess
Minnesota	Ojemudia	Henry	R. Glasgow	Beyer	Ryan	Bolden	Ross III	Lewis	J. Clark	Wilson	Countess
at Rutgers	F. Clark	Henry	R. Glasgow	Charlton	Ryan	Bolden	Ross III	Lewis	J. Clark	Wilson	Countess
Penn St.	F. Clark	Mone	Wormley	Beyer	Ryan	Bolden	Taylor	Lewis	Thomas	Wilson	Countess
at Michigan St.	F. Clark	Wormley	R. Glasgow	Beyer	Ryan	Bolden	Ross III	Lewis	D. Hill	Wilson	Taylor
Indiana	F. Clark	Wormley	R. Glasgow	Beyer	Ryan	Bolden	Ross III	Lewis	D. Hill	Wilson	Taylor
at Northwestern	F. Clark	Wormley	R. Glasgow	Beyer	Ryan	Bolden	Jenkins-Stone	Countess	D. Hill	Wilson	Taylor
Maryland											
at Ohio St.											

SEASON/CAREER STARTS

Offense	2014	2013	2012	2011	TOT	CONS.	Defense	2014	2013	2012	2011	TOT	CONS.
65 Kyle Bosch, OL, So.	0	3	--	--	3	0	97 Brennen Beyer, DE, Sr.	9	12	9	0	30	4
71 Ben Braden, OL, So.	10	0	--	--	10	10	35 Joe Bolden, LB, Jr.	10	3	0	--	13	10
56 Joey Burzynski, OL, Sr.	1	1	0	0	2	0	33 Taco Charlton, DE, So.	1	0	--	--	1	0
88 Jake Butt, TE, So.	3	8	--	--	11	0	34 Jeremy Clark, DB, So.	6	0	--	--	6	0
17 Freddy Canteen, WR., Fr.	2	--	--	--	2	1	2 Blake Countess, DB, Jr.	8	13	1	6	28	1
86 Jehu Chesson, WR, So.	4	2	--	--	5	0	96 Ryan Glasgow, DL, So.	9	0	--	--	9	3
52 Mason Cole, OL, Fr.	10	--	--	--	10	10	69 Willie Henry, DT, So.	6	6	--	--	12	0
82 Amara Darboh, WR, So.	7	0	--	--	7	5	44 Delano Hill, DB, So.	5	0	--	--	5	3
1 Devin Funchess, WR, Jr.	9	9	5	--	23	7	24 Delonte Hollowell, Sr.	1	0	0	0	1	0
98 Devin Gardner, QB, Sr.	9	12	4	0	25	5	52 Royce Jenkins-Stone, LB, Jr.	2	0	0	--	2	1
61 Graham Glasgow, OL, Jr.	9	13	0	--	22	9	26 Jourdan Lewis, DB, So.	7	0	--	--	7	0
27 Derrick Green, RB, So.	6	1	--	--	7	0	90 Bryan Mone, DL, Fr.	1	--	--	--	1	0
5 Justice Hayes, RB, Jr.	1	1	0	--	2	0	48 Desmond Morgan, LB, Sr.	0	13	11	7	31	0
92 Keith Heitzman, TE, Jr.	0	7	0	--	7	0	5 Jabrill Peppers, DB, Fr.	1	--	--	--	1	0
80 Khalid Hill, TE, RFr.	4	--	--	--	4	0	15 James Ross III, LB, Jr.	5	9	2	--	16	0
39 Sione Houma, FB, Jr.	0	2	0	--	2	0	47 Jake Ryan, LB, Sr.	10	5	13	11	39	14
20 Drake Johnson, RB, So.	1	0	--	--	1	1	8 Channing Stribling, DB, So.	0	1	--	--	1	0
67 Kyle Kalis, OL, So.	6	9	--	--	15	6	6 Raymon Taylor, DB, Sr.	7	12	11	0	30	4
36 Joe Kerridge, FB, Jr.	3	7	0	--	10	2	25 Dymonte Thomas, DB,	1	0	--	--	1	0
78 Erik Magnuson, OL, So.	4	7	--	--	11	0	22 Jarrod Wilson, DB, Jr.	8	8	0	--	16	3
60 Jack Miller, OL, Jr.	10	4	0	--	14	10	43 Chris Wormley, DL, So.	4	0	--	--	4	4
7 Shane Morris, QB, So.	1	1	--	--	2	0							
23 Dennis Norfleet, WR, Jr.	4	0	0	--	4	0							
4 De'Veon Smith, RB, So.	1	0	--	--	1	0							
84 A.J. Williams, TE, Jr.	5	6	0	--	11	0							

Starts may not all be at position currently listed

2014 Updated Michigan Bios



97

BRENNEN BEYER

Defensive End
6-4 • 256 • Sr.
Canton, Mich.
(Plymouth HS)

2014 Notes


- Wuerffel Trophy finalist
- Tied for 13th in Big Ten in sacks (5.5)
- Recorded 1.5 TFL with 1.0 sack in Michigan's 10-9 win at Northwestern (11/8)
- Named team captain at Wildcats
- Posted career-high eight tackles, including 1.0 TFL with 0.5 sack, in U-M's 34-10 win vs. Indiana (11/1)
- Has recorded at least one sack in three of last four games
- Named team captain at Michigan State (10/25)
- Recorded career-high 2.0 sacks in Michigan's 18-13 victory vs. Penn State (10/11)
- Posted six tackles vs. Utah (9/20)
- Recorded three tackles, including 1.0 sack in Michigan's 34-10 victory vs. Miami (Ohio) (9/13)
- Posted four tackles, including 1.0 sack at Notre Dame (9/6)
- Made one tackle in U-M's 52-14 victory vs. Appalachian State (8/30)
- Named team captain vs. Mountaineers
- Has appeared in 47 contests, making 30 starts (25 at defensive end, five at linebacker)
- Has started 21 of last 22 games

Career Highs

Tackles 8 - Indiana, 2014
Tackles for Loss..... 2.0 - 2x (last: Penn State, 2014)
Sacks 2.0 - Penn State, 2014
Interceptions..... 1 - Iowa, 2013

Career Stats - Tackles

Year	G/GS	UA-A	Tot	TFL-Yds	Sacks-Yds	Int	PD	FF-FR
2011	11/0	5-6	11	0.0-0	0-0	0	0	0-0
2012	13/9	9-10	19	0.5-1	0-0	0	0	1-0
2013	13/12	16-11	27	4.0-21	2.0-16	1	1	1-0
2014	10/9	14-18	32	6.5-40	5.5-39	0	0	0-0
Total	47/30	44-45	89	11.0-62	7.5-55	1	1	2-0



35

JOE BOLDEN

Linebacker
6-3 • 231 • Jr.
Cincinnati, Ohio
(Colerain HS)

2014 Notes

- Ranks 13th in Big Ten in tackles per game (7.9 avg.)
- 2nd on team with 79 tackles through 10 games
- Posted seven tackles in U-M's 10-9 win at Northwestern (11/8)
- Notched nine tackles, including career-high-tying 2.0 TFLs, in U-M's 34-10 win vs. Indiana (11/1)
- Also recorded fifth career sack vs. Hoosiers
- Named team captain vs. Indiana
- Posted career-high 12 tackles at Michigan State (10/25)
- Notched three tackles in U-M's 18-13 win vs. Penn State (10/11)
- Tallied 10 tackles at Rutgers (10/4) and vs. Minnesota (9/27)
- Recorded first sack of season vs. Gophers
- Notched six tackles, including 1.0 TFL vs. Utah (9/20)
- Posted team-high seven tackles in U-M's 34-10 victory vs. Miami (Ohio) (9/13)
- Named team captain vs. RedHawks
- Posted 100th career tackle at Notre Dame
- Recorded five tackles in Michigan's 52-14 victory vs. Appalachian State (8/30)
- Has appeared in 36 games at linebacker, making 14 starts

Career Highs

Tackles 12 - Michigan State, 2014
Tackles for Loss..... 2.0 - 2x (last: Indiana, 2014)
Sacks 1 - 4x (last: Minnesota, 2014)

Career Stats - Tackles

Year	G/GS	UA-A	Tot	TFL-Yds	Sacks-Yds	Int	PD	FF-FR
2012	13/0	16-15	31	4.0-30	1.0-24	0	0	0-0
2013	13/4	28-26	54	4.0-14	2.0-11	0	0	0-0
2014	10/10	43-36	79	4.0-18	2.0-15	0	0	0-0
Total	36/14	87-77	164	12-63	5.0-50	0	0	0-0

2014 Updated Michigan Bios



88

JAKE BUTT
Tight End
6-6 • 249 • So.
Pickerington, Ohio
(Pickerington North)

2014 Notes


- Has recorded at least one reception in seven straight games
- Notched three receptions for 35 yards in U-M's 10-9 win at Northwestern (11/1)
- Posted two catches for 12 yards in Michigan's 18-13 win vs. Penn State (10/11)
- Notched one catch for 20 yards at Rutgers (10/4)
- Hauled in two receptions for 13 yards vs. Minnesota (9/27)
- Recorded one reception vs. Utah (9/20)
- Tallied three receptions for 59 yards and one touchdown in U-M's 34-10 victory vs. Miami (Ohio) (9/13)
- Made season debut at Notre Dame (9/6)
- Has appeared in 21 games, making 11 starts

Career Highs

Receptions 5 - Ohio State, 2013
Yards..... 85 - Ohio State, 2013
Long 37 - Ohio State, 2013
TDs 1 - 3x (last: Miami (Ohio), 2014)

Career Stats - Receiving

Year	G/GS	Rec	Yds	TD	Lg
2013	13/8	20	235	2	37
2014	8/3	13	148	1	29
Total	21/11	33	383	3	37



86

JEHU CHESSON
Wide Receiver
6-3 • 197 • So.
St. Louis, Mo.
(Watkins HS)

2014 Notes

- Has posted at least one reception in nine of last 11 games dating back to last season
- Posted one reception in Michigan's 10-9 win at Northwestern (11/1)
- Recorded two catches for 34 yards at Rutgers (10/4)
- Tallied season-long 28-yard reception at Scarlet Knights
- Notched two receptions for 27 yards vs. Minnesota (9/27)
- Hauled in two catches for 18 yards vs. Utah (9/20)
- Tallied two receptions for 20 yards in U-M's 34-10 victory vs. Miami (Ohio) (9/13)
- Posted career-high-tying three receptions for 30 yards at Notre Dame (9/6)
- Has appeared in 22 games, making six starts

Career Highs

Receptions 3 - 3x (last: Notre Dame, 2014)
Yards..... 82 - Michigan State, 2013
Long 58 - Michigan State, 2013

Career Stats - Receiving

Year	G/GS	Rec	Yds	TD	Lg
2013	13/2	15	221	1	58
2014	9/4	13	151	0	28
Total	22/6	28	372	1	58

2014 Updated Michigan Bios



2

BLAKE COUNTESS

Defensive Back
5-10 • 180 • Sr./Jr.
Owings Mills, Md.
(Our Lady of Good Counsel)

2014 Notes

- Recorded four tackles in U-M's 10-9 victory at Northwestern (11/8)
- Named team captain at Wildcats
- Posted three tackles and one pass breakup vs. Minnesota (9/27)
- Tallied four tackles vs. Utah (9/20)
- Notched 100th career tackle vs. Utes
- Posted first pass breakup of the season in U-M's 34-10 victory vs. Miami (Ohio) (9/13)
- Recorded four tackles, including two solo stops, at Notre Dame (9/6)
- Named team captain at Fighting Irish
- Made two stops in U-M's 52-14 victory vs. Appalachian State (8/30)
- Has appeared in 36 games at cornerback, making 28 starts
- Has started 21 of last 23 games
- Named to Jim Thorpe Award Watch List
- Named to Bronko Nagurski Trophy Watch List

Career Highs

Tackles..... 8 - Virginia Tech, 2011^
Tackles for Loss 2.0 - Connecticut, 2013
Interceptions..... 2 - Notre Dame, 2013
Pass breakups 2 - Minnesota, 2011
^Allstate Sugar Bowl (Jan. 3, 2012)

Career Stats - Tackles

Year	G/GS	UA-A	Tot	TFL-Yds	Sacks-Yds	PBU	FF-FR	INT-Yds
2011	12/6	30-14	44	1.5-3	0-0	6	1-0	0-0
2012	1/1	0-0	0	0-0	0-0	0	0-0	0-0
2013	13/13	26-20	46	2.0-4	0-0	4	0-0	6-169
2014	10/8	13-6	19	0-0	0-0	2	0-0	0-0
Total	36/28	69-40	109	3.5-7	0-0	12	1-0	6-169



82

AMARA DARBOH

Wide Receiver
6-2 • 211 • So.
Des Moines, Iowa
(Dowling Catholic)

2014 Notes

- Led team with four catches and 41 receiving yards in Michigan's 10-9 win at Northwestern (11/8)
- Named team captain at Wildcats
- Set career highs in receptions (nine) and receiving yards (107) in U-M's 34-10 win vs. Indiana (11/1)
- Recorded second career TD vs. Hoosiers
- Caught two passes for 41 yards at Michigan State (10/25)
- Hauled in four receptions for 66 yards in U-M's 18-13 victory vs. Penn State (10/11)
- Notched one reception at Rutgers (10/4)
- Tallied one reception vs. Utah (9/20)
- Posted then-career highs in receptions (6) and receiving yards (88) in Michigan's 34-10 victory vs. Miami (Ohio) (9/13)
- Recorded first career touchdown on 17-yard reception vs. RedHawks
- Has appeared in 21 games, making seven starts

Career Highs

Receptions 9 - Indiana, 2014
Yards 107 - Indiana, 2014
Touchdowns 1 - 2x (last: Indiana, 2014)
Long 34 - Indiana, 2014

Career Stats - Receiving

Year	G/GS	Rec.	Yds	TD	Lg	Rec/G	Avg/C	Avg/G
2012	11/0	0	0	0	0	0	0	0
2013								
2014	10/7	30	403	2	34	3.0	13.4	40.3
Total	21/7	30	403	2	34	1.4	13.4	19.2

2014 Updated Michigan Bios



1

DEVIN FUNCHESS

Wide Receiver
6-5 • 230 • Jr.
Farmington Hills, Mich.
(Harrison HS)

2014 Notes

- Ranks 3rd in Big Ten and tied for 44th in NCAA in receptions/game (5.6)
- Ranks 5th in Big Ten in receptions (50)
- Tied for 10th in Big Ten in receiving touchdowns (4)
- Ranks 7th in Big Ten in receiving yards/game (66.1)
- Ranks 9th in Big Ten in NCAA in receiving yards (595)
- Has recorded at least one reception in 23 straight games, the 10th-longest streak in program history
- Tied for 14th on U-M's career 100-yard receiving games list (4)
- Tallied two receptions for 23 yards in U-M's 10-9 victory at Northwestern (11/8)
- Notched seven receptions for 47 yards in Michigan's 34-10 victory vs. Indiana (11/1)
- Paced U-M in catches (5) and receiving yards (64) at Michigan State
- Led team in receptions (7) and receiving yards (69) in U-M's 18-13 victory vs. Penn State (10/11)
- Hauled in season-long 43-yard touchdown reception in first quarter vs. Nittany Lions
- Paced U-M in catches (5) and receiving yards (71) at Rutgers (10/4)
- Led U-M in catches (4) and receiving yards (37) vs. Minnesota (9/27)
- Named team captain vs. Gophers
- Led Michigan in catches (4) and receiving yards (82) vs. Utah (9/20)
- Posted 4th career 100-yard game, hauling in career-high nine receptions for 107 yards, at Notre Dame (9/6)
- Caught career-high three touchdowns on seven receptions for 95 yards in Michigan's 52-14 victory vs. Appalachian State (8/30)
- 3rd in program history with three TD receptions in season opener
- Has appeared in 35 games, making 23 starts
- Switched jersey numbers from No. 87 to No. 1 before season opener
- Named to Biletnikoff Award Watch List
- Named to Maxwell Award Watch List
- Named to Walter Camp Player of the Year Award Watch List
- Named Big Ten Player to Watch

Career Highs

Receptions 9 - Notre Dame, 2014
Yards 151 - Minnesota, 2013
Touchdowns 3 - Appalachian State, 2014
Long 59 - Penn State, 2013

Career Stats - Receiving

Year	G/GS	Rec.	Yds	TD	Lg	Rec/G	Avg/C	Avg/G
2012	13/5	15	234	5	30	1.2	15.6	18.0
2013	13/9	49	748	6	59	3.8	15.3	57.5
2014	9/9	50	595	4	43	5.5	11.9	66.1
Total	35/23	114	1,577	15	59	3.3	13.8	45.1

2014 Updated Michigan Bios



98

DEVIN GARDNER

Quarterback
6-4 • 216 • Sr.
Detroit, Mich.
Inkster HS

2014 Notes

- Senior CLASS Award finalist
- Ranks 3rd in Big Ten and 40th in NCAA in completion percentage (61.2)
- Ranks 4th on U-M's career total offense list (6,810)
- Ranks 5th on U-M's career passing yards list (5,997)
- Ranks 6th on U-M's career completions list (440)
- Tied for 6th on U-M's career passing touchdowns list (42)
- Has accounted for at least two touchdowns in 18 of last 27 games
- Has posted three rushing TDs over U-M's last six games
- Completed 11-of-24 passes for 109 yards in Michigan's 10-9 win at Northwestern (11/8)
- Completed 22-of-29 passes for 220 yards and two touchdowns in Michigan's 34-10 victory vs. Indiana (11/1)
- Completed 15-of-30 passes for 125 yards at Michigan State (10/25)
- Named team captain at Spartans
- Completed 16-of-24 passes for 192 yards and one touchdown and carried the ball 10 times for 18 yards in Michigan's 18-13 win vs. Penn State (10/11)
- Completed 13-of-22 passes for 178 yards and rushed 10 times for season-high 40 yards and two touchdowns at Rutgers (10/4)
- Notched season-long 19-yard touchdown run at Scarlet Knights
- Named team captain at Rutgers
- Completed 3-of-6 passes for 39 yards and carried the ball five times for 23 yards and one touchdown Minnesota (9/27)
- Posted first rushing touchdown of season vs. Gophers
- Completed 14-of-26 passes for 148 yards and carried the ball 10 times for 29 yards vs. Utah (9/20)
- Completed 13-of-20 passes for 184 yards and two touchdowns and carried the ball six times for 25 yards in U-M's 34-10 victory vs. Miami (Ohio) (9/13)
- Completed 19-of-32 passes for 189 yards at Notre Dame (9/6)
- Threw 172 consecutive passes without an INT before tossing an interception in third quarter at Fighting Irish
- Completed 13-of-14 passes for 173 yards and three touchdowns in Michigan's 52-14 win vs. Appalachian State (8/30)
- Completion percentage of 92.8 vs. Mountaineers is 2nd-highest in program history (min. 10 att.)
- Named team captain vs. Mountaineers
- Has appeared in 39 contests at quarterback and eight at wide receiver, making 25 starts at quarterback and four at receiver

Career Highs - Passing

Attempts..... 45 - Ohio State, 2013
Completions..... 32 - Ohio State, 2013
Yards..... 503 - Indiana, 2013
Touchdowns..... 4 - Notre Dame, 2013
Long 75 - Ohio State, 2012

Career Highs - Rushing

Attempts..... 24 - Penn State, 2013
Yards..... 121 - Penn State, 2013
Touchdowns..... 3 - Indiana, 2013
Long 36 - Akron, 2013

Career Highs - Receiving

Receptions 5 - Air Force, 2012
Yards..... 63 - Air Force, 2012
Touchdowns..... 1 - 4x (last: Purdue, 2012)
Long 44 - Alabama, 2012

Passing

Year	GP/GS	Comp.	Att.	Pct.	Yards	TD	Int.	Long
2010	3/0	7	10	70.0	85	1	0	30
2011	9/0	11	23	47.8	176	1	1	32
2012	13/9	75	126	53.3	1,219	11	5	75
2013	12/12	208	345	60.3	2,960	21	11	84
2014	10/9	139	227	61.2	1,557	8	13	43
Career	47/29	440	731	60.2	5,997	42	30	84

Rushing

Year	GP/GS	Att.	Yards	Avg.	Yds/Game	TD	Long
2010	3/0	7	21	3.0	7.0	1	9
2011	9/0	25	53	2.6	9.3	1	15
2012	13/9	47	101	2.1	7.8	7	19
2013	12/12	165	483	2.9	40.2	11	36
2014	10/9	70	155	2.2	15.5	3	25
Career	47/29	314	813	2.6	17.3	23	36

Receiving

Year	GP/GS	No.	Yards	Avg.	Yds/Game	TD	Long
2010	3/0	0	0	0	0	0	0
2011	9/0	1	2	2.0	0.0	0	2
2012	13/9	16	266	16.6	20.5	4	44
2013	12/12	0	0	0	0	0	0
2014	10/9	0	0	0	0	0	0
Career	47/29	17	268	15.8	5.7	4	44

2014 Updated Michigan Bios



27

DERRICK GREEN

Running Back
5-11 • 220 • So.
Richmond, Va.
(Hermitage HS)

2014 Notes

- Expected to miss rest of season due to injury
- At time of injury, ranked 5th in Big Ten and tied for 37th in NCAA in rushing yards (471)
- At time of injury, ranked 8th in Big Ten in rushing yards/game (78.5)
- At time of injury, ranked 9th in Big Ten and 40th in NCAA in yards per carry (5.7 avg.)
- Led U-M in rushing yards (74) and carries (12) at Rutgers (10/4)
- Amassed 59 yards on 14 carries vs. Utah (9/20)
- Rushed for 137 yards and career-best two touchdowns on career-high 22 carries in U-M's 34-10 victory vs. Miami (Ohio) (9/13)
- Gained 25 yards on 13 carries at Notre Dame (9/6)
- Rushed for career-high 170 yards and one touchdown on 15 carries in Michigan's 52-14 victory vs. Appalachian State (8/30)
- Recorded career-long 62-yard run vs. Mountaineers.
- Has appeared in 19 games at running back, making seven starts
- Started first six games of 2014 season

Career Highs

Rush Attempts..... 22 - Miami (Ohio), 2014
Rush Yards..... 170 - Appalachian State, 2014
Long Rush 62 - Appalachian State, 2014
Touchdowns..... 2 - Miami (Ohio), 2014

Career Stats

YEAR	G/GS	RUSH	YDS	TD	LG	REC	YDS	TD	LG
2013	13/1	83	270	2	30	0	0	0	0
2014	6/6	82	471	3	62	0	0	0	0
Total	19/7	165	741	5	62	0	0	0	0



26

JOURDAN LEWIS

Defensive Back
5-10 • 175 • So.
Detroit, Mich.
(Cass Technical HS)

2014 Notes

- Notched three tackles and one pass breakup in Michigan's 10-9 victory at Northwestern (11/8)
- Posted four tackles, including 1.0 TFL, at Michigan State (10/25)
- Recorded career-high-tying five tackles and one interception in 18-13 win vs. Penn State (10/11)
- Posted five tackles and two pass breakups vs. Utah (9/20)
- Made first career start and grabbed first collegiate interception in 34-10 win vs. Miami (Ohio) (9/13)
- Recorded first career TFL at Notre Dame (9/4)
- Has appeared in 23 career games, making seven starts at cornerback

Career Highs

Tackles..... 5 - 2x (last; Indiana, 2013)
Tackles for Loss 1.0 - Michigan State, 2014
Interceptions..... 1 - 2x (last; Penn State, 2014)
Pass breakups 2 - Utah, 2014

Career Stats - Tackles

Year	G/GS	UA-A	Tot	TFL-Yds	Sacks-Yds	PBU	FF-FR	INT-Yds
2013	13/0	14-3	17	0.0	0-0	2	0-0	0-0
2014	10/7	24-10	34	1.5-2	0-0	5	0-0	2-4
Total	23/7	38-13	51	1.5-2	0-0	7	0-0	2-4

2014 Updated Michigan Bios



23

DENNIS NORFLEET

Wide Receiver
5-7 • 169 • Jr.
Detroit, Mich.
(Luther King HS)

2014 Notes

- Ranks 1st in program history in career kickoff return yards (2,050)
- Owns program record for total kickoff returns (87)
- Ranks 3rd in program history in career total return yards (2,123)
- One of three in U-M history with more than 2,000 total return yards
- Recorded three receptions at Michigan State (10/25)
- Hauled in career-long 24-yard reception and returned two kickoffs for 52 yards in U-M's 18-13 win vs. Penn State (10/11)
- Posted two receptions for 24 yards, recorded one rush for eight yards and had 58 yards on three kickoff returns at Rutgers (10/4)
- Recorded 38 yards on two kickoff returns vs. Minnesota (9/27)
- Named team captain vs. Gophers
- Posted two catches and one 22-yard kickoff return vs. Utah (9/20)
- Notched season-best 42-yard kick return in U-M's 34-10 victory vs. Miami (Ohio) (9/13)
- Added one carry for 21 yards vs. RedHawks
- Named team captain vs. Miami (Ohio)
- Posted career-high-tying three receptions for 16 yards and one kickoff return for 16 yards at Notre Dame (9/6)
- Added two carries for 20 yards at Fighting Irish
- Made first collegiate start at wide receiver and recorded career-high three receptions for career-high 30 receiving yards in Michigan's 52-14 victory vs. Appalachian State (8/30)
- Also added one 36-yard kickoff return vs. Mountaineers
- Has appeared in 34 games, including 14 at wide receiver

Career Highs (Kickoff Returns)

Returns..... 8 - Alabama, 2012
Yards..... 177 - Alabama, 2012
Long 44 - Indiana, 2013

Career Highs (Receiving)

Receptions 3 - 2x (last: Notre Dame, 2014)
Yards..... 30 - Appalachian State, 2014
Long 24 - Penn State, 2014

Career Stats - Kickoff Returns

Year	KO Ret.	Yds	TD	Lg	Avg./Ret	Avg/G
2012	35	827	0	38	23.6	2.7
2013	40	938	0	44	23.4	3.3
2014	12	285	0	42	23.8	1.3
Total	87	2,050	0	44	23.6	2.5

Career Stats - Receiving

Year	G/GS	Rec	Yds	TD	Lg
2012	13/0	0	0	0	0
2013	13/0	6	46	0	15
2014	9/4	14	102	0	24
Total	35/4	20	148	0	24



47

JAKE RYAN

Linebacker
6-3 • 236 • Sr.
Westlake, Ohio
(St. Ignatius HS)

2014 Notes

- Leads U-M in total tackles (90), solo stops (56) and forced fumbles (2)
- 2nd on team with 13.0 tackles for loss
- Tied for 2nd on U-M's career forced fumbles list (7)
- Tied for 7th on U-M's career tackles for loss list (44.5)
- Ranks 4th in Big Ten and tied for 27th in NCAA in total TFLs (13.0)
- Ranks 7th in Big Ten and 49th in nation in tackles per game (9.0)
- Recorded 11 tackles, including 0.5 TFL, and first career interception in U-M's 10-9 victory at Northwestern (11/8)
- Tallied 11 tackles, including career-high 10 solo with 2.5 TFLs, and two forced fumbles in U-M's 34-10 victory vs. Indiana (11/1)
- Two FF tied for 2nd-highest single-game total in school history
- Named Big Ten co-Defensive Player of the Week for his performance vs. Hoosiers
- Notched 12 tackles, including 1.0 TFL, at Michigan State (10/25)
- Recorded six tackles in the first quarter at Spartans
- Posted 10 tackles, including season-best 3.0 TFLs, in U-M's 18-13 victory vs. Penn State (10/11)
- Served as team captain vs. Penn State
- Named Big Ten co-Defensive Player of the Week for his performance vs. Nittany Lions
- Recorded eight tackles, including 2.0 TFLs, and one pass breakup at Rutgers (10/4)
- Tallied five tackles and one pass breakup vs. Minnesota (9/27)
- Named team captain vs. Gophers
- Posted career-high 13 tackles, including 3.0 TFLs, vs. Utah (9/20)
- Notched first sack of season vs. Utes
- Has registered at least one TFL in 33 of his last 41 games
- Posted six tackles in U-M's 34-10 victory vs. Miami (Ohio) (9/13)
- Matched then-career high with 11 tackles at Notre Dame (9/6)
- Recorded three tackles, including 1.0 TFL, in Michigan's 52-14 victory vs. Appalachian State (8/30)
- Recorded 100th solo tackle of his career vs. Appalachian State
- Named team captain vs. Mountaineers
- Has appeared in 44 games at linebacker and defensive end, making 39 starts

Career Highs

Tackles..... 13 - Utah, 2014
Tackles for Loss..... 4.0 - Virginia Tech, 2011 ^
Sacks 1.5 - Illinois, 2012
Forced Fumbles..... 2 - Indiana, 2014
Fumble Recoveries... 2 - San Diego State, 2011
Interceptions..... 1 - Northwestern, 2014
^Allstate Sugar Bowl (Jan. 3, 2012)

Career Stats - Tackles

Year	G/GS	UA-A	Tot	TFL-Yds	Sacks-Yds	PBU	FF-FR	INT-Yds
2011	13/11	20-17	37	11.0-53	3-8	0	1-2	0-0
2012	13/13	56-32	88	16.0-71	4.5-35	3	4-1	0-0
2013	8/5	23-7	30	4.5-9	0-0	1	0-0	0-0
2014	10/10	56-34	90	13.0-34	2-15	3	2-0	1-2
Total	44/39	155-90	245	45.0-167	9.5-58	7	7-3	1-2

2014 Updated Michigan Bios



4

DE'VEON SMITH

Running Back
5-11 • 220 • So.
Warren, Ohio
(Howland HS)

2014 Notes


- Tied for 11th in Big Ten in rushing TDs (6)
- Has amassed 487 rushing yards on 95 carries in 2014 (5.1 avg.)
- Registered career-high 18 carries for career-best 121 yards and one touchdown in Michigan's 10-9 victory at Northwestern (11/8)
- Rushed seven times for 21 yards in U-M's 34-10 victory vs. Indiana (11/1)
- Registered 11 carries for 39 yards and one touchdown at Michigan State (10/25)
- Made first career start vs. Spartans
- Rushed 12 times for 24 yards in Michigan's 18-13 victory vs. Penn State (10/11)
- Hauled in first two receptions of career for 21 yards vs. Nittany Lions
- Rushed 10 times for 31 yards and one touchdown at Rutgers (10/4)
- Posted team-high 57 rushing yards and one touchdown on nine carries vs. Minnesota (9/27)
- Registered nine carries for 44 yards in U-M's 34-10 victory vs. Miami (Ohio) (9/13)
- Rushed seven times for 30 yards at Notre Dame (9/6)
- Registered eight carries for 115 rushing yards and career-high two touchdowns in Michigan's 52-14 victory vs. Appalachian State (8/30)
- Two touchdowns vs. Mountaineers were first two career scores
- Posted career-long 61-yard run in second quarter vs. Appalachian State

Career Highs

Rush Attempts..... 18 - Northwestern, 2014
Rush Yards..... 121 - Northwestern, 2014
Long Rush 61 - Appalachian State, 2014
Touchdowns..... 2 - Appalachian State, 2014

Career Stats

YEAR	G/GS	RUSH	YDS	TD	LG	REC	YDS	TD	LG
2013	13/0	26	117	0	38	0	0	0	0
2014	10/1	95	487	6	61	3	26	0	13
Total	23/1	121	604	6	61	3	26	0	13



6

RAYMON TAYLOR

Defensive Back
5-10 • 184 • Sr.
Detroit, Mich.
(Highland Park HS)

2014 Notes

- Recorded seven tackles and two pass breakups in Michigan's 10-9 victory at Northwestern (11/8)
- Tallied six tackles at Michigan State (10/25)
- Named team captain at Spartans
- Notched four tackles and one pass breakup in U-M's 18-13 victory vs. Penn State (10/11)
- Recorded five tackles and one pass breakup at Rutgers (10/4)
- Posted first TFL of season at Notre Dame (9/6)
- Named team captain at Fighting Irish
- Made one tackle in U-M's 52-14 victory vs. Appalachian State (8/30)
- Has appeared in 45 games, making 29 starts at defensive back


Career Highs

Tackles..... 12 - Michigan State, 2013
Tackles for Loss..... 1.0 - 2x (last: Notre Dame, 2014)
Interceptions..... 1 - 6x (last: Iowa, 2013)
Pass breakups 4 - Indiana, 2013

Career Stats - Tackles

Year	G/GS	UA-A	Tot	TFL-Yds	Sacks-Yds	PBU	FF-FR	INT-Yds
2011	11/0	1-1	2	0-0	0-0	0	0-0	0-0
2012	13/11	33-12	45	0-0	0-0	1	0-1	2-70
2013	13/12	61-25	86	1.5-5	0.5-3	7	0-1	4-75
2014	8/6	16-8	24	1.0-1	0-0	4	0-0	0-0
Total	45/29	111-46	157	2.5-6	0.5-3	14	0-2	6-145

2014 Updated Michigan Bios



45

MATT WILE

Kicker/Punter
6-2 • 219 • Sr.
San Diego, Calif.
(Francis Parker HS)

2014 Notes

- Tied for 3rd on U-M's single-season 40+-yard field goals list (5)
- Tied for 6th on Michigan's career 40+-yard field goals list (8)
- Has made 11 of last 13 field goal attempts this season
- Notched 37-yard field goal in U-M's 10-9 win at Northwestern (11/8)
- Connected on 2-of-2 field goals and 4-of-4 on PATs for career-high-tying 10 points in U-M's 34-10 victory vs. Indiana (11/1)
- Made season-long 48-yard field goal in second quarter at Michigan State (10/25)
- Connected on 3-of-3 on field goal attempts vs. Penn State (10/11)
- Notched season-long 45-yard field goal vs. Nittany Lions
- Named Big Ten co-Special Teams Player of the Week for his performance vs. Penn State
- Connected on 1-of-2 field goal attempts at Rutgers (10/4)
- Made 1-of-1 field goal attempts vs. Utah (9/20)
- Connected on 2-of-2 field goal attempts vs. Miami (9/13)

Career Highs

Field Goals Made 3 - Penn State, 2014
Field Goal Atts..... 3 - Penn State, 2014
Long 52 - South Carolina, 2012^
^*Outback Bowl (Jan. 1, 2013)*

Career Stats - Field Goals

FGM-FGA	Pct	01-19	20-29	30-39	40-49	50-99	Lg	Blk
17-25	68.0	1-1	4-4	4-4	7-11	1-5	52	1



22

JARROD WILSON

Safety
6-2 • 205 • Jr.
Akron, Ohio
(Akron Buchtel HS)

2014 Notes

- Recorded four tackles in Michigan's 10-9 win at Northwestern (11/8)
- Notched three tackles, including first TFL of season, in U-M's 34-10 victory vs. Indiana (11/1)
- Named team captain vs. Hoosiers
- Posted career-high 11 tackles at Michigan State (10/25)
- Also notched first career forced fumble at Spartans
- Recorded eight tackles in U-M's 18-13 victory vs. Penn State (10/11)
- Named team captain vs. Nittany Lions
- Notched two tackles and one pass breakup at Rutgers (10/4)
- Named team captain at Scarlet Knights
- Posted career-high nine tackles vs. Minnesota (9/27)
- Tallied four tackles at Notre Dame (9/6)
- Made one tackle in U-M's 52-14 victory vs. Appalachian State (8/30)
- Has appeared in 34 games, making 16 starts at safety

Career Highs

Tackles 11 - Michigan State, 2014
Tackles for Loss..... 1.0 - 3x (last: Indiana, 2014)
Interceptions..... 1 - Penn State, 2013; Akron, 2013
Forced Fumble..... 1 - Michigan State, 2014
Pass breakups 1 - 3x (last: Rutgers, 2014)

Career Stats - Tackles

Year	G/GS	UA-A	Tot	TFL-Yds	Sacks-Yds	PBU	FF-FR	INT-Yds
2012	13/0	4-4	8	0-0	0-0	0	0-1	0-0
2013	13/8	28-22	50	2.0-4	0-0	2	0-0	2-1
2014	8/8	22-20	42	1.0-2	0-0	1	1-0	0-0
Total	34/16	52-46	98	3.0-6	0-0	3	1-1	2-1

THE LAST TIME IT HAPPENED - MICHIGAN

An Individual Attempted 25 Rushes:
Fitz Toussaint (32 attempts), Indiana Oct. 19, 2013

An Individual Attempted 30 Rushes:
Fitz Toussaint (32 attempts), Indiana Oct. 19, 2013

An Individual Rushed for 100 Yards:
De'Veon Smith (121 yards), at Northwestern Nov. 8, 2014

An Individual Rushed for 150 Yards:
Derrick Green (170 yards), Appalachian State Aug. 30, 2014

An Individual Rushed for 200 Yards:
Denard Robinson (235 yards), at Purdue Oct. 6, 2012

Team Rushed For 200 Yards:
Miami (Ohio) (276 yards) Sept. 13, 2014

Team Rushed For 300 Yards:
Appalachian State (364 yards) Aug. 30, 2014

Team Rushed For 400 Yards:
Bowling Green (466 yards) Sept. 25, 2010

Team Rushed For 500 Yards:
Stanford (531 yards) Sept. 18, 1976

Team Had Less Than 25 Rushing Attempts:
vs. Kansas State (15 attempts) Dec. 28, 2013

Team Was Held To Less Than 100 Yards Rushing:
at Michigan State (65 yards) Oct. 25, 2014

Team Was Held To Less Than 50 Yards Rushing:
Nebraska (-21 yards) Nov. 9, 2013

An Individual Scored On A Run of 60 Yards:
Denard Robinson (67 yards), at Ohio State Nov. 24, 2012

An Individual Scored On A Run of 70 Yards:
Denard Robinson (79 yards), vs. Air Force Sept. 8, 2012

An Individual Scored On A Run of 80 Yards:
Denard Robinson (87 yards), at Notre Dame Sept. 11, 2010

An Individual Attempted 40 Passes:
Devin Gardner (45 attempts), Ohio State Nov. 30, 2013

An Individual Attempted 50 Passes:
Chad Henne (54 attempts), at Ohio State Nov. 20, 2004

An Individual Completed 20 Passes:
Devin Gardner (22 completions), Indiana Nov. 1, 2014

An Individual Completed 30 Passes:
Devin Gardner (32 completions), Ohio State Nov. 30, 2013

An Individual Passed For 300 Yards:
Devin Gardner (451 yards), Ohio State Nov. 30, 2013

An Individual Passed For 400 Yards:
Devin Gardner (451 yards), Ohio State Nov. 30, 2013

An Individual Passed For 500 Yards:
Devin Gardner (503 yards), Indiana Oct. 19, 2013

An Individual Threw Three Touchdown Passes:
Devin Gardner (3 TDs), Appalachian State Aug. 30, 2013

An Individual Threw Four Touchdown Passes:
Devin Gardner (4 TDs), Ohio State Nov. 30, 2013

Team Had Less Than 10 Passing Attempts:
Northwestern (5 attempts) Oct. 31, 1987

Team Had Less Than Five Completions:
Northwestern (1 completion) Oct. 31, 1987

Team Had Less Than 50 Yards Passing:
Northwestern (3 yards) Oct. 31, 1987

An Individual Threw A 60-Yard Scoring Pass:
Devin Gardner (61 yards to Jeremy Gallon), Notre Dame Sept. 7, 2013

An Individual Threw A 70-Yard Scoring Pass:
Devin Gardner (75 yards to Roundtree) at Ohio State Nov. 24, 2012

An Individual Threw An 80-Yard Scoring Pass:
Ryan Mallett (97 yards), at Wisconsin Nov. 10, 2007

An Individual Threw A 90-Yard Scoring Pass:
Ryan Mallett (97 yards), at Wisconsin Nov. 10, 2007

An Individual Caught Eight Passes:
Amara Darboh (9 receptions), Indiana Nov. 1, 2014

An Individual Caught Nine Passes:
Amara Darboh (9 receptions), Indiana Nov. 1, 2014

An Individual Caught 10 Passes:
Jeremy Gallon (10 receptions), at Northwestern Nov. 16, 2013

An Individual Had 100 Yards In Receptions:
Amara Darboh (107 yards), Indiana Nov. 1, 2014

An Individual Had 150 Yards In Receptions:
Jeremy Gallon (175 yards), Ohio State Nov. 30, 2013

An Individual Scored On A 60-Yard Reception:
Jeremy Gallon (61 yards), Notre Dame Sept. 7, 2013

An Individual Scored On A 70-Yard Reception:
Roy Roundtree (75 yards) at Ohio State Nov. 24, 2012

An Individual Scored On An 80-Yard Reception:
Mario Manningham (97 yards), at Wisconsin Nov. 10, 2007

Team Gained 500 Total Yards:
Appalachian State (560 yards) Aug. 30, 2013

Team Gained 600 Total Yards:
Ohio State (603 yards) Nov. 30, 2013

Team Gained Less Than 200 Total Yards:
at Michigan State (186 yards) Oct. 25, 2014

Team Gained Less Than 100 Total Yards:
Ohio State (91 yards) Nov. 17, 2007

Team Was Penalized 10 Times:
at Illinois (10-86 yards) Oct. 16, 2004

Team Was Penalized 15 Times:
vs. UCLA (15-148 yards) Dec. 31, 1981

Team Was Not Penalized:
Wisconsin Nov. 8, 1980

Team Punted 10 Times:
at Iowa (10 punts) Nov. 23, 2013

Team Did Not Punt:
Bowling Green Sept. 25, 2010

An Individual Recorded A 60-Yard Punt:
Will Hagerup (61 yards) at Rutgers Oct. 4, 2014

An Individual Recorded A 70-Yard Punt:
Will Hagerup (72 yards), at Purdue Nov. 13, 2010

An Individual Recorded An 80-Yard Punt:
Monte Robbins (82 yards), at Hawaii Dec. 6, 1987

An Individual Ran For A First Down Out of Punt Formation:
Floyd Simmons (4 yards), vs. South Carolina Jan. 1, 2013

Team Had A Punt Blocked:
Massachusetts Sept. 18, 2010

THE LAST TIME IT HAPPENED - MICHIGAN

An Individual Threw Five Interceptions:

Demetrius Brown (7 int.), Michigan State Oct. 10, 1987

An Individual Threw Six Interceptions:

Demetrius Brown (7 int.), Michigan State Oct. 10, 1987

An Individual Made Two Interceptions:

Thomas Gordon (2 int.) Indiana Oct. 19, 2013

An Individual Made Three Interceptions:

Andy Moeller (3 int.), Wisconsin Oct. 4, 1986

Team Turned The Ball Over Four Times:

Utah (1 fumble, 3 interceptions)..... Sept. 20, 2014

Team Turned The Ball Over Five Times:

at Notre Dame (1 fumble, 5 interceptions)..... Sept. 22, 2012

Team Turned The Ball Over Six Times:

at Notre Dame (1 fumble, 5 interceptions)..... Sept. 22, 2012

Team Turned The Ball Over Seven Times:

Michigan State (Seven - 7 interceptions) Oct. 10, 1987

Team Lost Four Fumbles:

at Notre Dame (4 fumbles) Sept. 13, 2008

Team Lost Five Fumbles:

North Carolina (5 fumbles) Sept. 18, 1965

Team Recovered An Onside Kick:

Michigan State Oct. 30, 2004

Team Had 30 First Downs:

Ohio State (31 first downs) Nov. 30, 2013

Team Had Less Than 10 First Downs:

Ohio State (8 first downs)..... Nov. 17, 2007

An Individual Scored Three Touchdowns:

Devin Funchess (3 TDs), Appalachian State Aug. 30, 2014

An Individual Scored Four Touchdowns:

Fitz Toussaint (4 TDs), Indiana..... Oct. 19, 2013

An Individual Scored Five Touchdowns:

Ron Johnson (5 TDs), Wisconsin Nov. 16, 1968

An Individual Caught Two Touchdown Passes:

Devin Funchess (3 TDs), Appalachian State Aug. 30, 2014

An Individual Caught Three Touchdown Passes:

Devin Funchess (3 TDs), Appalachian State Aug. 30, 2014

An Individual Caught and Ran for a Touchdown:

Vincent Smith, Minnesota.....Oct. 1, 2011

A Non-QB Threw and Ran for a Touchdown:

Vincent Smith, Minnesota.....Oct. 1, 2011

An Individual Threw and Caught a Touchdown:

Vincent Smith, Minnesota.....Oct. 1, 2011

An Individual Threw, Ran for and Caught a Touchdown:

Vincent Smith, Minnesota.....Oct. 1, 2011

An Individual Made Three Field Goals:

Matt Wile (3-3), Penn State Oct. 11, 2014

An Individual Made Four Field Goals:

Brendan Gibbons (4-5), at Northwestern..... Nov. 16, 2013

An Individual Returned A Kickoff For A Touchdown:

Darryl Stonum (94 yards), Notre Dame.....Sept. 12, 2009

An Individual Returned A Punt For A Touchdown:

Martavious Odoms (73 yards), at Purdue.....Nov. 1, 2008

An Individual Returned An Interception For A Touchdown:

Willie Henry (7 yards), Utah Sept. 20, 2014

An Individual Returned A Blocked Punt For A Touchdown:

Ben Gedeon (32 yards), Appalachian State Aug. 30, 2014

An Individual Returned A Blocked Field Goal For A Touchdown:

Jeremy LeSueur (78 yards), at Oregon..... Sept. 20, 2003

An Individual Returned A Fumble For A Touchdown:

Frank Clark (24 yards), at Penn State..... Oct. 12, 2013

An Individual Kicked A 50-Yard Field Goal:

Matt Wile (52 yards), South Carolina.....Jan. 1, 2013

Team Scored A 2-Point Conversion:

at Michigan State (Jake Butt pass from Devin Gardner)..... Oct. 25, 2014

Team Scored A Safety:

Penn State Oct. 11, 2014

Team Recorded A Shutout:

Illinois (45-0)..... Oct. 13, 2012

Team Scored 30 Points In A Quarter:

at Minnesota (31 points, fourth quarter)..... Oct. 10, 2003

Team Scored 30 Points In The First Half:

Appalachian State (35 points) Aug. 30, 2014

Team Scored 30 Points In The Second Half:

Indiana (35 points)..... Oct. 19, 2013

Team Scored 40 Points In A Half:

Massachusetts (42 points, first half)..... Sept. 15, 2012

Team Scored 28 Points In The 1st Quarter:

Deleware State (28 points) Oct. 17, 2009

Team Scored 28 Points In The 2nd Quarter:

Massachusetts (28 points)..... Sept. 15, 2012

Team Scored 28 Points In The 3rd Quarter:

Minnesota (28 points).....Oct. 24, 1992

Team Scored 28 Points In The 4th Quarter:

Notre Dame (28 points) Sept. 10, 2011

THE LAST TIME IT HAPPENED - OPPONENT

An Individual Attempted 25 Rushes:

Tevin Coleman (27 attempts), Indiana Nov. 1, 2014

An Individual Attempted 30 Rushes:

Jeremy Langford (35 attempts), at Michigan State Oct. 25, 2014

An Individual Rushed for 100 Yards:

Jeremy Langford (177 yards), at Michigan State Oct. 25, 2014

An Individual Rushed for 150 Yards:

Jeremy Langford (177 yards), at Michigan State Oct. 25, 2014

An Individual Rushed for 200 Yards:

Carlos Hyde (226 yards), Ohio State Nov. 30, 2013

A Team Had Less Than 25 Rushing Attempts:

Miami (Ohio) (24 attempts) Sept. 13, 2014

A Team Rushed For 200 Yards:

at Michigan State (219 yards) Oct. 25, 2014

A Team Rushed For 300 Yards:

Ohio State (393 yards) Nov. 30, 2013

A Team Rushed For 400 Yards:

Minnesota (424 yards) Oct. 10, 2003

A Team Rushed For 500 Yards:

Never

A Team Was Held To Less Than 100 Yards Rushing:

at Northwestern (-9 yards) Nov. 8, 2014

A Team Was Held To Less Than 50 Yards Rushing:

at Northwestern (-9 yards) Nov. 8, 2014

A Team Was Held To Less Than 0 Yards Rushing:

at Northwestern (-9 yards) Nov. 8, 2014

An Individual Scored On A Run of 60 Yards:

James White (61 yards), Wisconsin Nov. 20, 2010

An Individual Scored On A Run of 70 Yards:

Jason Ford (79 yards), Illinois Oct. 31, 2009

An Individual Scored On A Run of 80 Yards:

Darius Willis (85 yards), Indiana Sept. 26, 2009

An Individual Attempted 40 Passes:

Trevor Siemian (49 attempts), at Northwestern Nov. 8, 2014

An Individual Attempted 50 Passes:

Tommy Rees (51 attempts), Notre Dame Sept. 7, 2013

An Individual Completed 20 Passes:

Trevor Siemian (32 completions), at Northwestern Nov. 8, 2014

An Individual Completed 30 Passes:

Trevor Siemian (32 completions), at Northwestern Nov. 8, 2014

An Individual Passed For 300 Yards:

Gary Nova (404 yards), at Rutgers Oct. 4, 2014

An Individual Passed For 400 Yards:

Gary Nova (404 yards), at Rutgers Oct. 4, 2014

An Individual Passed For 500 Yards:

Never

An Individual Threw Three Touchdown Passes:

Gary Nova (3 TDs), at Rutgers Oct. 4, 2014

An Individual Threw Four Touchdown Passes:

Scott Tolzien (4 TDs), Wisconsin Nov. 14, 2009

A Team Had Less Than 10 Passing Attempts:

Indiana (8 attempts) Nov. 1, 2014

A Team Had Less Than Five Completions:

Eastern Michigan (3 completions) Sept. 17, 2011

A Team Had Less Than 50 Yards Passing:

Indiana (24 yards) Nov. 1, 2014

An Individual Threw A 60-Yard Scoring Pass:

Connor Cook (70 yards to Tony Lippett), at Michigan State Oct. 25, 2014

An Individual Threw A 70-Yard Scoring Pass:

Connor Cook (70 yards to Tony Lippett), at Michigan State Oct. 25, 2014

An Individual Threw An 80-Yard Scoring Pass:

Gary Nova (80 yards to Andrew Turzilli), at Rutgers Oct. 4, 2014

An Individual Caught Eight Passes:

Kyle Prater (8 receptions), at Northwestern Nov. 8, 2014

An Individual Caught Nine Passes:

Will Fuller (9 receptions), at Notre Dame Sept. 6, 2014

An Individual Caught 10 Passes:

Tyler Lockett (10 receptions), vs. Kansas State Dec. 28, 2013

An Individual Had 100 Yards In Receptions:

Tony Lippett (103 yards), at Michigan State Oct. 25, 2014

An Individual Had 150 Yards In Receptions:

Michael Floyd (159 yards), Notre Dame Sept. 10, 2011

An Individual Scored On A 60-Yard Reception:

Tony Lippett (70 yards from Connor Cook), at Michigan State Oct. 25, 2014

An Individual Scored On A 70-Yard Reception:

Tony Lippett (70 yards from Connor Cook), at Michigan State Oct. 25, 2014

An Individual Scored On An 80-Yard Reception:

Andrew Turzilli (80 yards from Gary Nova), at Rutgers Oct. 4, 2014

A Team Gained 500 Total Yards:

Ohio State (526 yards) Nov. 30, 2013

A Team Gained 600 Total Yards:

Oregon (624 yards) Sept. 8, 2007

A Team Gained Less Than 200 Total Yards:

Indiana (191 yards) Nov. 1, 2014

A Team Gained Less Than 100 Total Yards:

Notre Dame (79 yards) Sept. 15, 2007

A Team Was Penalized 10 Times:

Massachusetts (10-69 yards) Sept. 15, 2012

A Team Was Penalized 15 Times:

Utah (15-137 yards) Aug. 30, 2008

A Team Was Not Penalized:

Wisconsin Nov. 15, 1997

A Team Punted 10 Times:

Minnesota (10 punts) Oct. 1, 2011

A Team Did Not Punt:

Notre Dame Sept. 13, 1986

An Individual Recorded A 60-Yard Punt:

Sam Foltz (64 yards) Nebraska Nov. 9, 2013

An Individual Recorded A 70-Yard Punt:

David Baska (71 yards) vs. Air Force Sept. 8, 2012

An Individual Recorded An 80-Yard Punt:

Greg Montgomery (86 yards), Michigan State Oct. 11, 1986

An Individual Ran For A First Down Out of Punt Formation:

Mike Sadler (26 yards), vs. Michigan State Oct. 20, 2012

A Team Had A Punt Blocked:

Appalachian State Aug. 30, 2014

THE LAST TIME IT HAPPENED - OPPONENT

An Individual Threw Five Interceptions:
 Todd Schultz (5 int.), at Michigan State Oct. 25, 1997

An Individual Threw Six Interceptions:
 Bernie Kosar (6 int.), Miami, Fla. Sept. 8, 1984

An Individual Made Two Interceptions:
 Justin March (2 int.), Akron Sept. 14, 2013

An Individual Made Three Interceptions:
 Greg Yeldell (3 int.), Indiana Oct. 24, 1998

A Team Turned The Ball Over Four Times:
 at Iowa (1 fumble, 3 interceptions) Nov. 23, 2013

A Team Turned The Ball Over Five Times:
 Notre Dame (3 fumbles, 2 interceptions) Sept. 10, 2011

A Team Turned The Ball Over Six Times:
 Miami (5 interceptions, 2 fumbles) Sept. 4, 2004

A Team Turned The Ball Over Seven Times:
 Miami (5 interceptions, 2 fumbles) Sept. 4, 2004

A Team Lost Four Fumbles:
 Northern Illinois (4 fumbles) Sept. 3, 2005

A Team Lost Five Fumbles:
 Wisconsin (5 fumbles) Sept. 22, 1984

A Team Recovered An Onside Kick:
 Iowa Nov. 17, 2012

A Team Had 30 First Downs:
 Indiana (35 first downs) Oct. 2, 2010

A Team Had Less Than 10 First Downs:
 Miami (Ohio) (8 first downs) Sept. 13, 2014

An Individual Scored Three Touchdowns:
 Jeremy Langford (3 TDs), at Michigan State Oct. 25, 2014

An Individual Scored Four Touchdowns:
 Montee Ball (4 TDs), Wisconsin Nov. 20, 2010

An Individual Scored Five Touchdowns:
 Mikel Leshoure (5 TDs), Illinois Nov. 6, 2010

An Individual Caught Two Touchdown Passes:
 Andrew Turzilli (2 TDs), at Rutgers Oct. 4, 2014

An Individual Caught Three Touchdown Passes:
 Tyler Lockett (3 TDs) vs. Kansas State Dec. 28, 2013

An Individual Caught and Ran for a Touchdown:
 Ameer Abdullah vs. Nebraska Nov. 9, 2013

A Non-QB Threw and Ran for a Touchdown:
 Never

An Individual Threw and Caught a Touchdown:
 Never

An Individual Threw, Ran for and Caught a Touchdown:
 Never

An Individual Made Three Field Goals:
 Ryan Santoso (3-3), Minnesota Sept. 28, 2014

An Individual Made Four Field Goals:
 Andy Phillips (4-5), Utah Sept. 20, 2014

An Individual Returned A Kickoff For A Touchdown:
 Jordan Hall (85 yards), Ohio State Nov. 27, 2010

An Individual Returned A Punt For A Touchdown:
 Kaelin Clay (66 yards), Utah Sept. 20, 2014

An Individual Returned An Interception For A Touchdown:
 RJ Williamson (29 yards), at Michigan State Oct. 25, 2014

An Individual Returned A Blocked Punt For A Touchdown:
 Jordan Carey (0 yards), Oregon Sept. 20, 2003

An Individual Returned A Blocked Field Goal For A Touchdown:
 Roc Alexander (77 yards), Washington Nov. 16, 1996

An Individual Returned A Fumble For A Touchdown:
 Ty-Meer Brown (34 yards), at Connecticut Sept. 21, 2013

An Individual Kicked A 50-Yard Field Goal:
 Andy Phillips (50 yards), Utah Sept. 20, 2014

A Team Scored A 2-Point Conversion:
 Nebraska (Todd Peterson pass from Zac Taylor) Dec. 28, 2006

A Team Scored A Safety:
 Penn State Oct. 24, 2009

A Team Recorded A Shutout:
 at Notre Dame (31-0) Sept. 6, 2014

A Team Scored 30 Points In A Quarter:
 Northwestern (34 points - second quarter) Oct. 18, 1958

A Team Scored 30 Points In A Half:
 Indiana (30 points, second half) Oct. 19, 2013

A Team Scored 40 Points In A Half:
 Northwestern (43 points) Oct. 18, 1958

2014 MICHIGAN SCORING DRIVES/PLAYS

OPPONENT	PLAYS	YARDS	TOP	RESULT	QTR	PLAY	SCORE
Appalachian State	9	63	4:44	TD	1	Funchess 9-yard pass from Gardner (Wile kick)	7-0
Appalachian State	6	78	3:08	TD	1	Funchess 34-yard pass from Gardner (Wile kick)	14-0
Appalachian State	3	82	2:00	TD	2	Funchess 8-yard pass from Gardner (Wile kick)	21-0
Appalachian State	2	73	0:51	TD	2	Smith 12-yard rush (Wile kick)	28-0
Appalachian State	--	--	--	TD	2	Gedeon 32-yard punt return (Wile kick)	35-0
Appalachian State	6	75	3:24	TD	3	Green 1-yard rush (Wile kick)	42-0
Appalachian State	5	44	2:45	TD	3	13-yard rush (Wile kick)	49-7
Appalachian State	10	63	5:23	FG	4	Wile 18-yard field goal	52-14
Miami (Ohio)	8	38	3:47	FG	1	Wile 29-yard field goal	3-0
Miami (Ohio)	5	37	2:32	TD	1	Darboh 17-yard pass from Gardner (Wile kick)	10-0
Miami (Ohio)	6	66	2:58	TD	2	Green 1-yard rush (Wile kick)	17-10
Miami (Ohio)	3	63	1:14	TD	3	Butt 29-yard pass from Gardner (Wile kick)	24-10
Miami (Ohio)	9	68	4:58	TD	4	Green 12-yard run (Wile kick)	31-10
Miami (Ohio)	11	58	5:37	FG	4	Wile 40-yard field goal	34-10
Utah	12	50	5:24	FG	1	Wile 42-yard field goal	3-0
Utah	--	--	--	TD	2	Henry 7-yard interception return (Wile kick)	10-10
Minnesota	4	47	2:03	TD	2	Smith 10-yard rush (Wile kick)	7-0
Minnesota	12	74	5:23	TD	4	Gardner 3-yard rush (Wile kick)	14-30
Rutgers	9	57	4:51	FG	1	Wile 39-yard field goal	3-0
Rutgers	7	75	2:22	TD	2	Gardner 4-yard run (Wile kick)	10-6
Rutgers	6	43	2:43	TD	2	Smith 1-yard run (Wile kick)	17-12
Rutgers	7	69	3:45	TD	4	Gardner 19-yard run (Wile kick)	24-26
Penn State	6	75	2:51	TD	1	Funchess 43-yard pass from Gardner (Wile kick)	7-3
Penn State	11	48	6:50	FG	2	Wile 45-yard field goal	10-13
Penn State	4	3	1:32	FG	3	Wile 42-yard field goal	13-13
Penn State	6	29	2:15	FG	4	Wile 37-yard field goal	16-13
Penn State	--	--	--	Safety	4	TEAM safety	18-13
Michigan State	4	0	0:48	FG	2	Wile 48-yard field goal	3-7
Michigan State	6	33	1:44	TD	4	Smith 1-yard rush (Butt pass from Gardner)	11-28
Indiana	8	60	4:23	FG	1	Wile 35-yard field goal	3-0
Indiana	6	27	2:43	TD	1	Heitzman 6-yard pass from Gardner (Wile kick)	10-0
Indiana	9	79	3:54	TD	2	Darboh 12-yard pass from Gardner (Wile kick)	17-0
Indiana	3	20	1:22	TD	3	Johnson 10-yard rush (Wile kick)	24-3
Indiana	15	78	8:00	FG	4	Wile 23-yard field goal	27-3
Indiana	2	48	0:43	TD	4	Johnson 16-yard rush (Wile kick)	34-10
Northwestern	2	21	0:34	TD	3	Smith 3-yard rush (Wile kick)	7-0
Northwestern	9	54	4:10	FG	4	Wile 37-yard field goal	10-3

MICHIGAN OFFENSIVE SCORING DRIVE YARDS ANALYSIS

Category	Return	Minus	0-9	10-19	20-29	30-39	40-49	50-59	60-69	70-79	80-89	90-99
Michigan TD	2	0	0	0	3	2	4	0	5	7	1	0
Michigan FG	0	0	2	0	1	1	1	4	2	1	0	0

Longest Scoring Drives:

Plays: 15, vs. Indiana (Nov. 1)

Yards: 82, vs. Appalachian State (Aug. 30)

Time of Possession: 8:00, vs. Indiana (Nov. 1)

2014 OPPONENT SCORING DRIVES/PLAYS

OPPONENT	PLAYS	YARDS	TOP	RESULT	QTR	PLAY	SCORE
Appalachian State	11	75	4:24	TD	3	McElfresh 8-yard pass from Bryant (Matics kick)	7-42
Appalachian State	19	96	6:41	TD	4	Cox 1-yard rush (Matics kick)	14-49
Notre Dame	8	71	3:45	TD	1	McDaniel 1-yard rush (Brindza kick)	7-0
Notre Dame	13	80	5:14	TD	2	Carlisle 1-yard pass from Golson (Brindza kick)	14-0
Notre Dame	6	56	0:50	TD	2	Fuller 24-yard pass from Golson (Brindza kick)	21-0
Notre Dame	8	61	3:37	TD	3	Carlisle 12-yard pass from Golson (Brindza kick)	28-0
Notre Dame	7	0	2:07	FG	4	Brindza 43-yard field goal	31-0
Miami (Ohio)	5	26	2:14	FG	2	Patterson 26-yard field goal	3-10
Miami (Ohio)	4	21	1:43	TD	2	Scott 3-yard pass from Hendrix (Patterson kick)	10-10
Utah	9	79	3:16	FG	1	Phillips 35-yard field goal	3-3
Utah	--	--	--	TD	2	Clay 66-yard punt return (Phillips kick)	10-3
Utah	16	54	5:01	FG	2	Phillips 38-yard field goal	13-10
Utah	5	67	1:27	TD	3	Anderson 28-yard pass from Wilson (Phillips kick)	20-10
Utah	7	32	2:13	FG	4	Phillips 48-yard field goal	23-10
Utah	6	14	2:47	FG	4	Phillips 50-yard field goal	26-10
Minnesota	7	72	3:10	TD	2	Leidner 10-yard rush (Santoso kick)	7-7
Minnesota	12	92	2:17	FG	2	Santoso 24-yard field goal	10-7
Minnesota	7	8	3:51	FG	3	Santoso 48-yard field goal	13-7
Minnesota	--	--	--	TD	3	Campbell 30-yard interception return (Santoso kick)	20-7
Minnesota	5	30	2:24	TD	3	Williams 1-yard pass from Leidner (Santoso kick)	27-7
Minnesota	7	37	3:48	FG	4	Santoso 25-yard field goal	30-7
Rutgers	7	58	2:40	FG	1	Federico 35-yard field goal	3-3
Rutgers	8	47	3:54	FG	1	Federico 45-yard field goal	6-3
Rutgers	1	80	0:12	TD	2	Turzilli 80-yard pass from Nova (Federico kick blocked)	12-10
Rutgers	11	75	1:21	TD	2	Tsimis 7-yard pass from Nova (Federico kick)	19-17
Rutgers	10	59	5:51	TD	4	Turzilli 14-yard pass from Nova (Federico kick)	26-17
Penn State	10	57	5:32	FG	1	Ficken 35-yard field goal	3-0
Penn State	11	60	5:45	FG	1	Ficken 32-yard field goal	6-7
Penn State	4	28	2:00	TD	2	Hamilton 10-yard pass from Hackenburg (Ficken kick)	13-7
Michigan State	8	75	3:08	TD	1	Langford 2-yard rush (Geiger kick)	7-0
Michigan State	9	73	3:01	TD	2	Langford 1-yard rush (Geiger kick)	14-3
Michigan State	--	--	--	TD	3	Williams 29-yard interception return (Geiger kick)	21-3
Michigan State	1	70	0:11	TD	3	Lippett 70-yard pass from Cook (Geiger kick)	28-3
Michigan State	7	48	3:11	TD	4	Langford 5-yard rush (Geiger kick)	35-11
Indiana	11	51	5:00	FG	3	Oakes 38-yard field goal	3-17
Indiana	9	75	3:39	TD	4	Roberts 3-yard fush (Oakes kick)	10-27
Northwestern	19	95	6:39	FG	4	Mitchell 21-yard field goal	3-7
Northwestern	14	74	3:00	TD	4	Jones 3-yard pass from Siemian (Siemian pass failed)	9-10

OPPONENT SCORING DRIVE YARDS ANALYSIS

Category	Return	Minus	0-9	10-19	20-29	30-39	40-49	50-59	60-69	70-79	80-89	90-99
Opponent TD	3	0	0	0	2	1	1	2	2	9	2	1
Opponent FG	0	0	2	1	1	2	1	4	1	1	0	2

Longest Scoring Drives:

Plays: 19, at Northwestern (Nov. 8), vs. Appalachian State (Aug. 30)

Yards: 96, vs. Appalachian State (Aug. 30)

Time of Possession: 6:41, vs. Appalachian State (Aug. 30)

2014 MICHIGAN 20+-YARD PLAYS FROM SCRIMMAGE

62 - Run - Derrick Green vs. Appalachian State (Aug. 30)
 61 - Run - De'Veon Smith vs. Appalachian State (Aug. 30)
 59 - Run - Derrick Green vs. Appalachian State (Aug. 30)
43 - Rec. - Devin Funchess from Devin Gardner vs. Penn State (Oct. 11)
34 - Rec. - Devin Funchess from Devin Gardner vs. Appalachian State (Aug. 30)
 34 - Rec. - Amara Darboh from Devin Gardner vs. Indiana (Nov. 1)
 34 - Run - De'Veon Smith at Northwestern (Nov. 8)
 33 - Rec. - Devin Funchess from Devin Gardner at Notre Dame (Sept. 6)
 32 - Run - Drake Johnson vs. Indiana (Nov. 1)
29 - Rec. - Jake Butt from Devin Gardner vs. Miami (Ohio) (Sept. 13)
 28 - Run - De'Veon Smith vs. Minnesota (Sept. 28)
 28 - Rec. - Jehu Chesson from Devin Gardner at Rutgers (Oct. 4)
 27 - Run - Drake Johnson vs. Appalachian State (Aug. 30)
 27 - Rec. - Devin Funchess from Devin Gardner at Notre Dame (Sept. 6)
 27 - Run - Derrick Green vs. Miami (Ohio) (Sept. 13)
 27 - Run - Shane Morris vs. Miami (Ohio) (Sept. 13)
 26 - Rec. - Amara Darboh from Devin Gardner vs. Appalachian State (Aug. 30)
 26 - Rec. - Keith Heitzman from Shane Morris vs. Appalachian State (Aug. 30)
 26 - Rec. - Amara Darboh from Devin Gardner vs. Miami (Ohio) (Sept. 13)
 26 - Run - Derrick Green at Rutgers (Oct. 4)
 26 - Rec. - Bo Dever from Devin Gardner (Nov. 1)
 25 - Rec. - Devin Funchess from Devin Gardner vs. Utah (Sept. 20)
 25 - Run - Devin Gardner vs. Penn State (Oct. 11)
 24 - Rec. - Devin Funchess from Devin Gardner vs. Utah (Sept. 20)
 24 - Rec. - Dennis Norfleet from Devin Gardner vs. Penn State (Oct. 11)
 24 - Rec. - Amara Darboh from Devin Gardner at Michigan State (Oct. 25)
 24 - Rec. - Devin Funchess from Devin Gardner at Michigan State (Oct. 25)
 23 - Rec. - Devin Funchess from Devin Gardner at Rutgers (Oct. 4)
 23 - Rec. - Devin Funchess from Devin Gardner at Rutgers (Oct. 4)
 22 - Rec. - Amara Darboh from Devin Gardner vs. Miami (Ohio) (Sept. 13)
 22 - Rec. - Jake Butt from Devin Gardner vs. Miami (Ohio) (Sept. 13)
 21 - Run - Dennis Norfleet vs. Miami (Ohio) (Sept. 13)
 21 - Run - Derrick Green at Rutgers (Oct. 4)
 21 - Rec. - Amara Darboh from Devin Gardner vs. Penn State (Oct. 11)
 20 - Run - Derrick Green vs. Utah (Sept. 20)
 20 - Rec. - Jake Butt from Devin Gardner at Rutgers (Oct. 4)
 20 - Rec. - Dennis Norfleet from Devin Gardner at Rutgers (Oct. 4)
 20 - Rec. - Amara Darboh from Devin Gardner vs. Penn State (Oct. 11)

20+-yard Receptions - 24 (9, Devin Funchess; 7, Amara Darboh; 3, Jake Butt; 2, Dennis Norfleet; 1, Jehu Chesson; 1, Bo Dever; 1 Keith Heitzman)
 20+-yard Runs - 14 (6, Derrick Green; 3, De'Veon Smith; 2, Drake Johnson; 1, Devin Gardner; 1, Shane Morris; 1, Dennis Norfleet)

Bold indicates a TOUCHDOWN

GAME 1

AUG. 30, 2014 • ANN ARBOR, MICH.
MICHIGAN STADIUM
ATTENDANCE: 106,811 TV: ESPN2

MICHIGAN 52

APPALACHIAN STATE 14

Quarterback Devin Gardner connected with wide receiver Devin Funchess for three touchdowns before halftime, and tailbacks Derrick Green (170 yards) and De'Veon Smith (115) became the first Michigan tailback duo to rush for 100 yards or more apiece in the same game in seven seasons and took advantage of great blocking from the line spearheaded by center Jack Miller to complete a pounding of Appalachian State.

The balanced attack built a 42-0 lead en route to the University of Michigan football team's 52-14 victory in Saturday afternoon's (Aug. 30) season opener before 106,811 at Michigan Stadium.

And the defense limited the Mountaineers to 280 yards total offense, while the special teams provided a touchdown with Ben Gedeon's 32-yard return of a punt blocked by Mike McCray.

The common theme on each unit of the team was an urgency that permeated every play.

"We are just here to make our mark," Funchess said. "You only get one chance to make a first impression. That is what we did today. It shows all of our hard work from offseason. We came out and showed what we had today.

Gardner hit nearly every pass he threw, missing only one of 14 attempts for 173 yards with nary a turnover.

Gardner looks to find more consistency with new offensive coordinator Doug Nussmeier, who tutored outstanding quarterback AJ McCarron in a 2012 national championship season for Alabama.

Both Hoke and Gardner said the quarterback benefited from having Nussmeier on the sideline, exchanging strategy thoughts and tough love.


"It helped me a lot in making adjustments during the game, the eye-to-eye factor," said Gardner, noting that the different run play he checked into at the line of scrimmage that resulted in Green's 62-yard run was what most pleased Nussmeier.

"He said it was the best play I made," said Gardner.

Gardner not only made the plays but checked into the right plays -- something he's been urged to do more of this year. Green rushed for 170 yards on 15 carries and Smith had 115 yards on only eight carries. Funchess caught seven passes for 95 yards.

"He's a lot more confident," Funchess said of Gardner. "And as a player, you have to bring swag to yourself. Today, he brought swag."

And together, they brought the house down on Appalachian State.



SCORING SUMMARY

	1	2	3	4	F
Appalachian St.	0	0	7	7	14
Michigan	14	21	14	3	52

1st Quarter

8:48 MICH - Devin Funchess 9 yd pass from Devin Gardner (Matt Wile kick), 9-63 4:44

1:52 MICH - Devin Funchess 34 yd pass from Devin Gardner (Matt Wile kick), 6-78 3:09

2nd Quarter

3:59 MICH - Devin Funchess 8 yd pass from Devin Gardner (Matt Wile kick), 3-82 2:00

1:26 MICH - De'Veon Smith 12 yd run (Matt Wile kick), 2-73 0:51

0:48 MICH - Ben Gedeon 32 yd blocked punt (Matt Wile kick), 1-32

3rd Quarter

11:36 MICH - Derrick Green 1 yd run (Matt Wile kick), 6-75 3:24

7:12 APP - S McElfresh 8 yd pass from Kameron Bryant (Zach Matics), 11-75 4:24

4:27 MICH - De'Veon Smith 13 yd run (Matt Wile), 5-44 2:45

4th Quarter

9:05 APP - Marcus Cox 1 yd run (Zach Matics), 19-96 6:41

3:42 MICH - Matt Wile 18 yd field goal, 10-63 5:23

GAME STATISTICS

TEAM STATS	APP	MICH
FIRST DOWNS	17	24
RUSHES-YARDS (NET)	36-153	36-350
PASSING YDS (NET)	127	210
Passes Att-Comp-Int	33-17-0	19-16-1
TOTAL OFFENSE PLAYS-YARDS	69-280	55-560
Fumble Returns-Yards-TD	0-0-0	0-0-0
Punt Returns-Yards-TD	1-0-0	2-47-1
Kickoff Returns-Yards-TD	1-18-0	0-0-0
Interception Returns-Yards-TD	0-0-0	0-0-0
Punts (Number-Avg)	8-35.9	1-46.0
Fumbles-Lost	0-0	0-0
Penalties-Yards	8-69	4-44
Possession Time	29:52	30:08
Third-Down Conversions	5 of 17	5 of 8
Fourth-Down Conversions	2 of 3	0 of 0
Red-Zone Scores-Chances	2-2	6-6
Sacks By: Number-Yards	1--8	2-9

RUSHING:

Appalachian State - Terrence Upshaw 18-109; Marcus Cox 11-47; Taylor Lamb 1-6; Kameron Bryant 6--(9).

Michigan - Derrick Green 15-170; De'Veon Smith 8-115; Drake Johnson 3-28; Justice Hayes 4-23; Devin Gardner 5-9; Wyatt Shallman 1-5.

PASSING:

Michigan - Devin Gardner 13-14-0-173-3; Shane Morris 3-5-1-37-0

Appalachian State - Kameron Bryant 8-19-0-58-1; Taylor Lamb 9-14-0-69-0

RECEIVING:

Michigan - Devin Funchess 7-95; Dennis Norfleet 3-30; Jehu Chesson 2-22; Amara Darboh 1-26; Keith Heitzman 1-26; Khalid Hill 1-12; Freddy Canteen 1--(-1)

Appalachian State - Simms McElfresh 5-25; Jaylan Barbour 2-40; Dante Jones 2-25; Isaiah Lewis 2-8; Taco Sumler 1-13; Malachi Jones 1-12; Barrett Burns 1-3; T. Upshaw 1-1; Montez McGuire 1-0; Bobo Beathard 1-0.

GAME 2

SEPT. 6, 2014 • SOUTH BEND, IND.
 NOTRE DAME STADIUM
 ATTENDANCE: 80,795 TV: NBC

MICHIGAN 0	#16 NOTRE DAME 31
-------------------	--------------------------

The University of Michigan football team fell at Notre Dame (No. 16 AP, No. 15 USA Today) 31-0 under the lights at Notre Dame Stadium. Notre Dame quarterback Everett Golson completed 23-of-34 passes for 226 yards and three touchdowns.

Graduate student Devin Gardner finished the game throwing 19-for-31 for 189 yards and two interceptions, while Michigan's leading rusher was sophomore De'Veon Smith, who ran for 30 yards on seven carries. Junior Devin Funchess led all receivers with 107 yards on a career-high nine receptions.

Senior Jake Ryan paced Michigan with a career-high-tying 11 tackles, while junior Joe Bolden added a career-high tying 10 stops. Senior Brennen Beyer recorded U-M's lone sack of the evening, a 16-yard quarterback takedown at the start of the fourth quarter.

Notre Dame scored the first points of the game on a one-yard touchdown run by Cam McDaniel with 1:50 left in the first quarter, taking advantage of two defensive pass interference calls against Michigan on the drive.

Midway through the second quarter, the Irish converted on a fourth-and-3, before Everett Golson threw a two-yard touchdown pass to Amir Carlisle to cap off a 13-play, 80-yard drive with 3:58 left in the first half. Notre Dame scored again before halftime, as Golson found William Fuller in the end zone with 34 seconds left, giving the Irish a 21-0 lead going into the intermission.

Notre Dame continued the scoring in the second half, outscoring Michigan 10-0 after the break. Fuller led Irish receivers with nine catches for 89 yards and a touchdown, while Carlisle finished with seven receptions for 61 yards and two scores.

The Maize and Blue won the rushing yards battle, 100-56, and had more total yards than Notre Dame (289-282) but was penalized five times for 50 yards, while the Irish committed only two penalties for five yards.



SCORING SUMMARY

	1	2	3	4	F
Michigan	0	0	0	0	0
Notre Dame	7	14	7	3	31

1st Quarter
 1:50 ND - Cam McDaniel 1 yd run (Kyle Brindza kick)

2nd Quarter
 3:58 ND - Amir Carlisle 1 yd pass from Golson (Kyle Brindza kick)

0:34 ND - William Fuller 24 yd pass from Golson (Kyle Brindza kick)

3rd Quarter
 3:02 ND - Amir Carlisle 12 yd pass from Golson (Kyle Brindza kick)

4th Quarter
 12:03 ND - Kyle Brindza 43 yd field goal

GAME STATISTICS

TEAM STATS	MICH	ND
FIRST DOWNS	18	20
RUSHES-YARDS (NET)	35-100	31-54
PASSING YDS (NET)	189	226
Passes Att-Comp-Int	32-19-3	34-23-0
TOTAL OFFENSE PLAYS-YARDS	67-289	65-280
Fumble Returns-Yards-TD	0-0-0	0-0-0
Punt Returns-Yards-TD	0-0	4-26
Kickoff Returns-Yards-TD	1-16-0	1-16-0
Interception Returns-Yards-TD	0-0-0	3-33-0
Punts (Number-Avg)	4-42.5	6-38.3
Fumbles-Lost	2-1	0-0
Penalties-Yards	5-50	3-20
Possession Time	33:04	26:56
Third-Down Conversions	4 of 13	7 of 15
Fourth-Down Conversions	1 of 2	1 of 1
Red-Zone Scores-Chances	0 of 0	4 of 4
Sacks By: Number-Yards	1-16	2-16

RUSHING:
Michigan- De'Veon Smith 7-30; Derrick Green 13-25; Justice Hayes 2-20; Dennis Norfleet 2-20; Devin Gardner 11-5.
Notre Dame - Cam McDaniel 8-25; Greg Bryant 8-19; Tarean Folston 9-17; Malik Zaire 2-9; TEAM 1(-)-2; Everett Golson 3(-)-14.

PASSING:
Michigan - Devin Gardner 19-32-3-189-3.
Notre Dame- Everett Golson 23-34-0-226-3.

RECEIVING:
Michigan - Devin Funchess 9-107; Jehu Chesson 3-30; Dennis Norfleet 3-16; Amara Darboh 2-23; Khalid Hill 1-9; Joe Kerridge 1-4.
Notre Dame - William Fuller 9-89; Amir Carlisle 7-61; Cam McDaniel 2-17; Ben Koyack 2-14; Corey Robinson 1-22; C.J. Prosise 1-18; Chris Brown 1-5.

GAME 3

SEPT. 13, 2014 • ANN ARBOR, MICH.
MICHIGAN STADIUM
ATTENDANCE: 102,824 TV: BTN

MICHIGAN 34

MIAMI (OHIO) 10

Sophomore running back Derrick Green ran for 137 yards and a pair of touchdowns, while graduate student quarterback Devin Gardner passed for 184 yards and two more scores, as the University of Michigan football team rebounded to down Miami University 34-10 inside Michigan Stadium.

Junior/sophomore wide receiver Amara Darboh had a career day, hauling in six receptions for 88 yards and a touchdown, while sophomore tight end Jake Butt added three catches for 59 yards and a touchdown.

The U-M defense was particularly stifling, including posting a shutout in the second half. The Wolverines held Miami to only 33 yards rushing and 198 yards of total offense. Junior linebacker Joe Bolden led the defense with seven tackles, while fifth-year senior linebacker Jake Ryan was right behind him with six tackles.

The Wolverines jumped on the RedHawks early, going up 10-0 in the first quarter on a 29-yard field goal from senior kicker Matt Wile and a 17-yard touchdown pass from Gardner to Darboh. The touchdown drive was set up by a Miami turnover -- the first Michigan had forced this season -- after sophomore defensive back Jourdan Lewis made an acrobatic interception of Miami quarterback Andrew Hendrix to give the Wolverines a short field.

Michigan had trouble holding onto the ball in the second quarter, turning the ball over three times to allow Miami to get back into the game.

A Darboh fumble after a long reception and a Gardner interception led to two Miami scoring drives, the first of which was a 26-yard field goal by Kaleb Patterson. On the ensuing kickoff, Patterson kicked off high and short, but Michigan could not field the ball cleanly, allowing Miami to recover the fumble. With a short field, the RedHawks got on the board with their first touchdown, a short three-yard touchdown pass from Hendrix to Dawan Scott, tying the game at 10-10.

The Wolverines responded on the next drive to take a 17-10 lead into the half. After Gardner was sacked to make it a 2nd-and-17, Green got his number called four consecutive times and covered 47 yards, capping the drive with a short one-yard touchdown run.

The two teams traded punts for most of the third quarter until Butt recorded a 29-yard touchdown reception from Gardner to make the score 24-10.

The Michigan defense opened up the fourth quarter by stopping Miami on fourth down. On the next drive, Gardner engineered a nine-play, 68-yard drive to tack on another touchdown, culminating with Green plowing into the end zone from 12 yards out, increasing the lead to 31-10 with 9:50 to play. Then, with 18 seconds left, Wile added a 40-yard field goal to cap the scoring at 34-10.



SCORING SUMMARY

	1	2	3	4	F
Miami (Ohio)	0	10	0	0	10
Michigan	10	7	7	10	34

1st Quarter

11:13 MICH - Matt Wile 29 yd field goal

7:00 MICH - Amara Darboh 17 yd pass from Devin Gardner (Matt Wile kick)

2nd Quarter

9:14 MU - Kaleb Patterson 26 yd field goal

7:24 MU - Dawan Scott 3 yd pass from Andrew Hendrix (Kaleb Patterson kick)

4:26 MICH - Derrick Green 1 yd run (Matt Wile kick)

3rd Quarter

3:44 MICH - Jake Butt 29 yd pass from Devin Gardner (Matt Wile kick)

4th Quarter

9:50 MICH - Derrick Green 12 yd run (Matt Wile kick)

0:18 MICH - Matt Wile 40 yd field goal

GAME STATISTICS

TEAM STATS	MIAMI (OH)	MICH
FIRST DOWNS	8	23
RUSHES-YARDS (NET)	24-48	45-288
PASSING YDS (NET)	165	184
Passes Att-Comp-Int	12-26-1	13-22-1
TOTAL OFFENSE PLAYS-YARDS	50-198	67-460
Fumble Returns-Yards-TD	1-8-0	0-0-0
Punt Returns-Yards-TD	1-8-0	2-9-0
Kickoff Returns-Yards-TD	5-98-0	3-40-0
Interception Returns-Yards-TD	1-0-0	1-0-0
Punts (Number-Avg)	8-37.6	4-43.0
Fumbles-Lost	1-0	3-2
Penalties-Yards	7-40	3-20
Possession Time	25:55	34:05
Third-Down Conversions	2 of 12	6 of 13
Fourth-Down Conversions	0 of 1	0 of 0
Red-Zone Scores-Chances	2 of 2	4 of 4
Sacks By: Number-Yards	1-7	1-12

RUSHING:

Michigan - Derrick Green 22-137; De'Veon Smith 9-44; Shane Morris 1-27; Devin Gardner 6-25; Justice Hayes 5-24; Dennis Norfleet 1-21

Miami (Ohio) - Spencer McInnis 6-12; Andrew Hendrix 8-7; Spencer Treadwell 4-7; Paul Moses 3-5; Dawan Scott 2-4

PASSING:

Michigan - Devin Gardner 13-20-1-184-2; Shane Morris 0-2-0-0-0

Miami (Ohio) - Andrew Hendrix 12-26-1-165-1

RECEIVING:

Michigan - Amara Darboh 6-88; Jake Butt 3-59; Jehu Chesson 2-20; Da'Mario Jones 1-11; Freddy Canteen 1-6

Miami (Ohio) - David Frazier 4-52; Jared Murphy 3-59; Dawan Scott 3-27; Rokeem Williams 1-14; Alex Welch 1-13

GAME 4

SEPT. 20, 2014 • ANN ARBOR, MICH.
MICHIGAN STADIUM
ATTENDANCE: 103,890 TV: ABC

MICHIGAN 10

UTAH 26

Despite leading in total yards and time of possession, the University of Michigan football team dropped a home contest to Utah 26-10 inside Michigan Stadium.

The Wolverines outgained Utah 308-287 and held the Utes to only 82 yards rushing but turned the ball over four times during the contest. Individual statistical leaders included Devin Gardner, who completed 14-of-26 attempts for 148 yards and wide receiver Devin Funchess, who had four receptions for 82 yards. On defense, linebacker Jake Ryan led the way with 13 tackles, including three for loss.

All the scoring the two teams mustered in the first quarter was a field goal each. Michigan got on the board first, courtesy of a 42-yard field goal by senior kicker Matt Wile. The Wolverines did not get any points on their next drive but managed to pin Utah deep after a punt by fifth-year senior Will Hagerup was downed at the three-yard line. The Utes quickly erased that, though, knotting up the score at 3-3 after a 35-yard field goal by Andy Phillips, which was set up largely due to a 67-yard screen pass from quarterback Travis Wilson to running back Bubba Poole on third down. Poole would have likely scored on the play if not for a touchdown-saving tackle by Michigan sophomore defensive back Jourdan Lewis.

On the second play of the second quarter, Utah's Kaelin Clay returned Hagerup's punt 66 yards for a touchdown to stake the road squad a 10-3 lead.

The teams traded punts on each of their next two possessions, before Michigan was driving on the third, making it all the way to Utah's 25-yard line, until Gardner's intended pass for Funchess was intercepted by Ute defensive back Brian Blechen. On the ensuing drive, Utah's backup quarterback Kendal Thompson, who was in the game after Wilson was exited earlier in the quarter, threw an interception deep in his own territory directly to Michigan junior/sophomore defensive tackle Willie Henry (Cleveland, Ohio/Glenville), who ran it back a short seven yards for the touchdown.

Utah's Phillips connected on a 38-yard field goal at the end of a 16-play drive to cap the scoring in the first half, giving the Utes a 13-10 lead going into the break.

Utah added to its lead early in the second half. First, in the opening two minutes of the third quarter, Wilson found Dres Anderson for a 28-yard touchdown to make the score 20-10. Then, in the fourth quarter, Phillips added two more field goals, from 48 and 50 yards, respectively, to increase the lead to 26-10.

Due to severe weather, the game was then suspended for nearly two-and-a-half hours, but neither team scored again.



SCORING SUMMARY

	1	2	3	4	F
Utah	3	10	7	6	26
Michigan	3	7	0	0	10

1st Quarter

9:36 MICH - Matt Wile 42 yd field goal

1:03 UTAH - Andy Phillips 35 yd field goal

2nd Quarter

14:39 UTAH - Kaelin Clay 66 yd punt return (Andy Phillips kick)

5:01 MICH - Willie Henry 7 yd interception return (Matt Wile kick)

0:00 UTAH - Andy Phillips 38 yd field goal

3rd Quarter

13:33 UTAH - Dres Anderson 28 yd pass from Travis Wilson (Andy Phillips kick)

4th Quarter

14:20 UTAH - Andy Phillips 48 yd field goal

10:50 UTAH - Andy Phillips 50 yd field goal

GAME STATISTICS

TEAM STATS	UTAH	MICH
FIRST DOWNS	13	19
RUSHES-YARDS (NET)	37-81	36-118
PASSING YDS (NET)	205	190
Passes Att-Comp-Int	18-27-1	18-39-3
TOTAL OFFENSE PLAYS-YARDS	64-286	75-308
Fumble Returns-Yards-TD	0-0-0	0-0-0
Punt Returns-Yards-TD	2-83-1	2-3-0
Kickoff Returns-Yards-TD	2-35-0	1-22-0
Interception Returns-Yards-TD	3-75-0	1-7-1
Punts (Number-Avg)	5-42.6	5-38.8
Fumbles-Lost	1-0	1-1
Penalties-Yards	6-50	3-20
Possession Time	26:28	33:32
Third-Down Conversions	6 of 17	9 of 19
Fourth-Down Conversions	0 of 0	2 of 4
Red-Zone Scores-Chances	2-3	0-0
Sacks By: Number-Yards	4-22	3-30

RUSHING:

Michigan - Derrick Green 14-59; Devin Gardner 10-29; Justice Hayes 3-19; Shane Morris 4-9; De'Veon Smith 4-5; Freddy Canteen 1- (-3).

Utah - Bubba Poole 9-40; Devontae Booker 11-34; Travis Wilson 8-25; TEAM 1- (-1); Kendal Thompson 8- (-17).

PASSING:

Michigan - Devin Gardner 14-26-2-148-0; Shane Morris 4-13-1-42-0

Utah - Travis Wilson 14-20-0-172-1; Kendal Thompson 4-7-1-33-0

RECEIVING:

Michigan - Devin Funchess 4-82; Derrick Green 2-26; Justice Hayes 2-25; Jehu Chesson 2-18; A.J. Williams 2-12; Dennis Norfleet 2-8; Freddy Canteen 1-6; Amara Darboh 1-5; Jake Butt 1-4; Khalid Hill 1-4.

Utah - Dres Anderson 6-57; Kenneth Scott 4-21; Bubba Poole 3-75; Tim Patrick 2-30; Devontae Booker 2-9; Kaelin Clay 1-13.

GAME 5

SEPT. 27, 2014 • ANN ARBOR, MICH.
MICHIGAN STADIUM
ATTENDANCE: 102,926 TV: ABC

MICHIGAN 14

MINNESOTA 30

Despite taking an early lead, the University of Michigan football team could not hold back Minnesota -- which answered with 30 straight points -- dropping a 30-14 decision in the Battle for the Little Brown Jug inside Michigan Stadium. It is the Wolverines' first loss in the rivalry since 2005.

After a scoreless first quarter in which neither team managed to get anything going offensively, Michigan played field position to its advantage. To start the second quarter, fifth-year senior Will Hagerup pinned Minnesota deep, and after a three-and-out, the Wolverines received the ball on the ensuing drive with a short field in front of them. Sophomore running back De'Veon Smith ran the ball four consecutive times for 47 yards, cashing in on a 10-yard scamper to put Michigan in front, 7-0, with 11:10 left in the first half.

The Golden Gophers responded on the next possession to tie the game at 7-7, courtesy of a 10-yard keeper by quarterback Mitch Leidner. Then, on its next drive, despite starting on the one-yard line, Minnesota drove the field and tacked on a 24-yard field goal from Ryan Santoso at the end of the half to take a 10-7 lead into the locker room.

The two teams traded possessions in the third quarter until Minnesota added to its lead with another field goal from Santoso, this time from 48 yards, making the score 13-7. On the second play of the following possession, sophomore Shane Morris' pass was deflected at the line of scrimmage, intercepted and returned for a touchdown by De'Vondre Campbell, increasing the visitor lead to 20-7. Morris fumbled on the next drive, leading to a recovery by Minnesota with a short field. Five plays later, Leidner threw a one-yard touchdown pass to Maxx Williams to make the score 27-7.

The Wolverines kept battling, though. In the fourth quarter, graduate student Devin Gardner replaced Morris at quarterback and promptly drove Michigan down the field for a touchdown to make the score 30-14 with 7:27 to play. The drive was capped by Gardner, who took the ball on a quarterback keeper for the three-yard score.



SCORING SUMMARY

	1	2	3	4	F
Minnesota	0	10	17	3	30
Michigan	0	7	0	7	14

2nd Quarter

11:10 MICH - De'Veon Smith 10 yd run (Matt Wile kick)

8:00 MINN - Mitch Leidner 10 yd run (Ryan Santoso kick)

3rd Quarter

6:56 MINN - Ryan Santoso 48 yd field goal

6:42 MINN - D. Campbell 30 yd interception return (Ryan Santoso kick)

2:52 MINN - Maxx Williams 1 yd catch (Ryan Santoso kick)

4th Quarter

12:50 MINN - Ryan Santoso 25 yd field goal

7:27 MICH - Devin Gardner 3 yd run (Matt Wile kick)

GAME STATISTICS

TEAM STATS	MINN	MICH
FIRST DOWNS	20	12
RUSHES-YARDS (NET)	47-206	28-83
PASSING YDS (NET)	167	88
Passes Att-Comp-Int	23-14-0	25-10-1
TOTAL OFFENSE PLAYS-YARDS	70-373	53-171
Fumble Returns-Yards-TD	0-0-0	0-0-0
Punt Returns-Yards-TD	4-66-0	1-(-3)-0
Kickoff Returns-Yards-TD	1-28-0	2-38-0
Interception Returns-Yards-TD	1-30-1	0-0-0
Punts (Number-Avg)	6-41.0	8-50.0
Fumbles-Lost	1-0	3-1
Penalties-Yards	7-65	2-23
Possession Time	34:40	25:20
Third-Down Conversions	5 of 14	4 of 13
Fourth-Down Conversions	1 of 1	0 of 0
Red-Zone Scores-Chances	4-5	2-2
Sacks By: Number-Yards	1-11	3-22

RUSHING:

Michigan - De'Veon Smith 9-57; Devin Gardner 5-23; Justice Hayes 3-10; Derrick Green 6-6; Devin Funchess 1 - (-5); Shane Morris 4 - (-8).

Minnesota - David Cobb 32-183; R. Williams 4-14; Donovan Jones 1-13; Berkley Edwards 2-3; D. Kirkwood 1-0; Team 1 - (-2); Mitch Leidner 6 - (-5).

PASSING:

Michigan - Shane Morris 7-19-1-49-0; Devin Gardner 3-6-0-39-0

Minnesota - Mitch Leidner 14-22-0-167-1; Team 0-1-0-0-0

RECEIVING:

Michigan - Devin Funchess 4-37; Jehu Chesson 2-27; Jake Butt 2-13; Justice Hayes 2-11.

Minnesota - Maxx Williams 4-51; David Cobb 3-50; Isaac Fruechte 2-16; Lincoln Plsek 1-21; Drew Wolitarsky 1-12; KJ Maye 1-11; Miles Thomas 1-5; Berkley Edwards 1-1.

GAME 6

OCT. 4, 2014 • PISCATAWAY, N.J.
HIGH POINT SOLUTIONS STADIUM
ATTENDANCE: 53,327 TV: BTN

MICHIGAN 24

RUTGERS 26

The University of Michigan football team had a long, go-ahead field goal try blocked and fell at Rutgers by a score of 26-24 under the lights at High Point Solutions Stadium. Devin Gardner threw for 178 yards and rushed for 40 yards and two touchdowns, but it was not enough, as Rutgers' Gary Nova passed for 404 yards and three touchdowns to lead the Scarlet Knights to victory at home.

The Wolverines scored on the opening possession of the game, as Matt Wile connected a 39-yard field goal. Derrick Green ripped off a 26-yard run to begin the drive, and Gardner extended it with a 23-yard completion to Devin Funchess on a third-and-nine situation. Rutgers responded with a field goal of their own, tying the score at 3-3. After forcing a Michigan punt, the Scarlet Knights took a 6-3 lead on a 45-yard field goal with 1:32 left in the first quarter.

U-M scored on its next possession, marching 75 yards down the field for a score. The drive was highlighted by a one-handed catch by Jake Butt that set up a four-yard rushing touchdown for Gardner, who ran around the outside and into the end zone to give Michigan a 10-6 lead just 50 seconds into the second quarter.

After forcing another Wolverine punt, Gary Nova found Andrew Turzilli downfield for an 80-yard touchdown pass. Maurice Hurst Jr. blocked the

ensuing extra-point attempt, holding the Scarlet Knights' lead at 12-10 with 7:23 to play in the first half. Rutgers failed on an attempted fake punt, which gave Michigan the ball on Rutgers' 43-yard line with a little more than four minutes left in the half. This led to a one-yard touchdown rush by De'Veon Smith, giving U-M a 17-12 advantage. The home team charged back, though, and Nova found John Tsimis in the end zone to give Rutgers a 19-17 lead going into halftime.

After another touchdown pass by Nova that increased the Scarlet Knight lead to 26-17, the Maize and Blue answered with another rushing touchdown by Gardner. This time a 19-yard scamper into the end zone, cutting the deficit to 26-24.

Michigan forced a punt on Rutgers' next possession and got the ball on its own 14-yard line with less than six minutes left in the game. The Wolverines drove down the field and attempted a 56-yard field goal with three minutes to go, but it was blocked by Kemoko Turay, sealing the victory for the Scarlet Knights.

Green led all rushers with 74 yards on 12 carries, and Funchess caught five passes for 71 yards. Turzilli led all receivers with 94 yards and two touchdowns.



SCORING SUMMARY

	1	2	3	4	F
Michigan	3	14	0	7	24
Rutgers	6	13	0	7	26

1st Quarter

10:09 MICH - Matt Wile 39 yd field goal

7:29 RU - Kyle Federico 35 yd field goal

1:32 RU - Kyle Federico 45 yd field goal

2nd Quarter

14:10 MICH - Devin Gardner 4-yd run (Matt Wile kick)

7:23 RU - Andre Turzilli 80 yd pass from Gary Nova (Kyle Federico kick blocked)

1:43 MICH - De'Veon Smith 1 yd run (Matt Wile kick)

0:22 RU - John Tsimis 7 yd pass from Gary Nova (Kyle Federico kick)

4th Quarter

13:12 MICH - Andre Turzilli 14 yd pass from Gary Nova (Kyle Federico kick)

9:17 MICH - Devin Gardner 19-yd run (Matt Wile kick)

GAME STATISTICS

TEAM STATS	MICH	RU
FIRST DOWNS	18	18
RUSHES-YARDS (NET)	35-158	30-74
PASSING YDS (NET)	178	402
Passes Att-Comp-Int	13-22-1	23-40-0
TOTAL OFFENSE PLAYS-YARDS	57-336	70-476
Fumble Returns-Yards-TD	0-0-0	0-0-0
Punt Returns-Yards-TD	1-6-0	0-0-0
Kickoff Returns-Yards-TD	4-64-0	2-35-0
Interception Returns-Yards-TD	0-0-0	1-0-0
Punts (Number-Avg)	4-47.5	3-48.7
Fumbles-Lost	0-0	0-0
Penalties-Yards	3-30	9-85
Possession Time	29:14	30:46
Third-Down Conversions	4-of-11	8-of-16
Fourth-Down Conversions	0-of-0	0-of-2
Red-Zone Scores-Chances	3-of-3	3-of-3
Sacks By: Number-Yards	2-21	3-18

RUSHING:

Michigan - Derrick Green 12-74; Devin Gardner 10-40; De'Veon Smith 10-31; Dennis Norfleet 1-8; Justice Hayes 2-5.

Rutgers - Desmon Peoples 15-38; Janarion Grant 2-23; Justin Goodwin 8-11; Gary Nova 4-5; TEAM 1-(-3).

PASSING:

Michigan - Devin Gardner 13-22-1-178-0

Rutgers - Gary Nova 22-39-0-404-3; Michael Burton 1-1-0-(-2)-0

RECEIVING:

Michigan - Devin Funchess 5-71' Jehu Chesson 2-34; Dennis Norfleet 2-24; Jake Butt 1-20; Khalid Hill 1-12; Justice Hayes 1-11; Amara Darboh 1-6.

Rutgers - Leonte Carroo 4-73; Janarion Grant 3-87; Tyler Kroft 3-42; Justin Goodwin 3-29; John Tsimis 3-24; Andre Turzilli 2-94; Desmon Peoples 2-39; Michael Burton 1-16; Carito Agudosi 1-0; Tim Gleeson 1-(-2).

GAME 7

OCT. 11, 2014 • ANN ARBOR, MICH.
MICHIGAN STADIUM
ATTENDANCE: 113,085 TV: ESPN2

MICHIGAN 18

PENN STATE 13

Behind a defense that allowed only 214 yards of total offense, the University of Michigan football team snapped a three-game losing streak, defeating Penn State, 18-13, in Under the Lights III on Oct. 11 inside Michigan Stadium.

Senior kicker Matt Wile converted all three of his field goal attempts, hitting successfully from 45, 42 and 37 yards, the last of which put U-M up for good in the fourth quarter. Graduate student quarterback Devin Gardner went 16-of-24 for 192 yards and a touchdown in the victory, connecting with junior wide receiver Devin Funchess for the team's lone touchdown in the first quarter. Funchess finished with seven receptions for 69 yards.

But the night belonged to the defense. The Wolverines were stout on the line of scrimmage, sacking Penn State quarterback Christian Hackenberg six times and allowing only 54 yards rushing. Fifth-year senior linebacker Jake Ryan led the way with 10 tackles, including three tackles-for-loss.

Each team put points on the board during a lively first quarter. Sandwiched between a pair of Penn State field goals was Michigan's only touchdown of the night, as Gardner connected with Funchess for a 43-yard score. Gardner's deep ball appeared to be underthrown, but Funchess cut in front of the Penn State defensive back at the last moment to make the catch and run into the end zone for the score. The Wolverines held a 7-6 lead at the end of the first quarter.

The Nittany Lions retook the lead at the outset of the second quarter after forcing Gardner into throwing an interception. Four plays later, Hackenberg found wide receiver DaeSean Hamilton in the back of the end zone for a 10-yard strike, making the lead 13-7.

The Wolverines held the ball for nearly the next seven minutes, finishing off the drive with a 45-yard field goal by Wile to cut the lead to three at 13-10. Neither team scored again in the first half.

In the second half, the Michigan defense stood tall. A momentum-changer came in the third quarter when the punt return unit successfully snuffed out a fake punt near midfield. Later, sophomore defensive back Jourdan Lewis intercepted Hackenberg, setting up Michigan with great field position that led to another Wile field goal -- this time from 42 yards -- to tie the game at 13-13.

With 11:24 to go in the contest, Wile put Michigan ahead for good with a 37-yard field goal. After the two teams traded punts, Penn State got the ball back with 3:44 left in the game with a chance to tie or take the lead, but the defense simply wouldn't allow it. Back-to-back sacks of Hackenberg (one of which was a sack via intentional grounding) gave Penn State a fourth-and-32 from the three-yard line and only 1:43 left. The Nittany Lions intentionally snapped the ball out of the end zone -- resulting in a safety to make the score 18-13 -- in order to try and outside kick. PSU recovered the first attempt, but it was called back because of an offsides penalty. The second attempt was recovered by senior/junior defensive back Blake Countess allowing Michigan to run out the clock for the victory.



SCORING SUMMARY

	1	2	3	4	F
Penn State	6	7	0	0	13
Michigan	7	3	3	5	18

1st Quarter

9:28 PSU - Sam Ficken 35 yd field goal

6:37 MICH - Devin Funchess 43 yd pass from Devin Gardner (Matt Wile kick)

0:52 PSU - Sam Ficken 32 yd field goal

2nd Quarter

11:58 PSU - D. Hamilton 10 yd pass from Christian Hackenberg

5:08 MICH - Matt Wile 45 yd field goal

3rd Quarter

2:30 MICH - Matt Wile 42 yd field goal

4th Quarter

11:24 MICH - Matt Wile 37 yd field goal

1:41 MICH - TEAM safety

GAME STATISTICS

TEAM STATS	PSU	MICH
FIRST DOWNS	16	12
RUSHES-YARDS (NET)	35-54	31-64
PASSING YDS (NET)	160	192
Passes Att-Comp-Int	21-33-1	16-26-1
TOTAL OFFENSE PLAYS-YARD	68-214	57-256
Fumble Returns-Yards-TD	0-0-0	0-0-0
Punt Returns-Yards-TD	1-4-0	0-0-0
Kickoff Returns-Yards-TD	2-38-0	2-52-0
Interception Returns-Yards-TD	1-5-0	1-4-0
Punts (Number-Avg)	5-33.4	5-39.0
Fumbles-Lost	0-0	0-0
Penalties-Yards	5-23	3-30
Possession Time	31:00	29:00
Third-Down Conversions	6 of 17	6 of 15
Fourth-Down Conversions	0 of 3	0 of 1
Red-Zone Scores-Chances	3-3	1-2
Sacks By: Number-Yards	3-14	6-40

RUSHING:

Michigan - De'Veon Smith 12-24; Justice Hayes 7-20; Devin Gardner 10-18; Dennis Norfleet 1-3; TEAM 1-(-1).

Penn State - Bill Belton 14-69; Akeel Lynch 5-16; Zach Zwinak 3-7; DaeSean Hamilton 1-1; Grant Haley 1-(-2); TEAM 1-(-3); Christian Hackenberg 10-(-34).

PASSING:

Michigan - Devin Gardner 16-24-1-192-1; Russell Bellomy 0-2-0-0-0.

Penn State - Christian Hackenberg 21-32-1-160-1; Bill Belton 0-1-0-0-0.

RECEIVING:

Michigan - Devin Funchess 7-69; Amara Darboh 4-66; De'Veon Smith 2-21; Jake Butt 2-12; Dennis Norfleet 1-24.

Penn State - DaeSean Hamilton 7-58; Bill Belton 4-26; Jesse James 3-25; Eugene Lewis 3-17; Mike Gesicki 2-10; Chris Godwin 1-17; Kyle Carter 1-7.

GAME 8

OCT. 25, 2014 • EAST LANSING, MICH.
 SPARTAN STADIUM
 ATTENDANCE: 76,331 TV: ABC

MICHIGAN 11

#8 MICHIGAN STATE 35

The Michigan football team struggled to stop Michigan State on offense and lost 35-11 on at Spartan Stadium. The victory gave the Spartans the Paul Bunyan trophy for the second straight year.

Devin Gardner finished the game 12-of-30 passing for 125 yards and two interceptions. De'Veon Smith was Michigan's leading rusher with 39 yards and one touchdown on 11 carries, while Jake Ryan and Joe Bolden each recorded a game-high 12 tackles.

The Spartans scored on the first possession of the game, moving 75 yards down the field on eight plays. Jeremy Langford punched in a two-yard rushing touchdown to end the drive, and MSU took a 7-0 lead at the 11:52 mark of the first quarter.

Michigan forced MSU to go three-and-out on its next possession, and during the punt, Chris Frey was flagged for a helmet-to-helmet hit on Amara Darboh. Following a review of the play, Frey was ejected from the game for targeting. The penalty gave the Wolverines the ball on MSU's 29 yard-line, but a fumble surrendered the ball back to the Spartans. Michigan State drove all the way to Michigan's 5-yard line, but the Maize and Blue pushed the home team back 13 yards in two plays, and Michael Geiger missed a 36-yard field goal attempt with 1:08 left in the first quarter.

After another Michigan punt, Josiah Price fumbled on second down, giving the Maize and Blue possession on State's 31 yard-line. This set up a 48-yard field goal by Matt Wile, bringing the score to 7-3 with 3:30 remaining before the break. State responded with a 73-yard drive, capped off by a one-yard Langford touchdown run to give his squad a 14-3 lead heading into halftime.

With 10:05 to go in the third quarter, RJ Williamson intercepted Gardner and returned the ball 29 yards for a touchdown. This put the Spartans up 21-3, and on their first play after forcing a Michigan punt, Connor Cook threw a 70-yard touchdown pass to Tony Lippett to increase the lead to 28-3. On the Wolverines' next drive, they made it all the way to State's 6-yard line, but Gardner was just inches short of the first-down marker on a fourth-and-five play.

U-M recovered a Michigan State fumble with 5:24 left in the fourth quarter and gained possession on MSU's 33-yard line. Receptions by Devin Funchess and Freddy Canteen set up a one-yard touchdown run by Smith. The Wolverines elected to go for two, and Gardner found Jake Butt in the end zone to make the score 28-11 with 3:40 remaining. Langford ran in another touchdown on the Spartans' final possession, making the final score 35-11.



SCORING SUMMARY

	1	2	3	4	F
Michigan	0	3	0	8	11
Michigan State	7	7	14	7	35

1st Quarter

11:52 MSU - Jeremy Langford 2 yd run (Michael Geiger kick)

2nd Quarter

3:30 MICH - Matt Wile 48 yd field goal

0:21 MSU - Jeremy Langford 1 yd run (Michael Geiger kick)

3rd Quarter

8:33 MSU - RJ Williamson 29 yd interception return (Michael Geiger kick)

6:17 MSU - Tony Lippett 70 yd pass from Connor Cook (Michael Geiger kick)

4th Quarter

3:40 MICH - De'Veon Smith 1 yd run (Jake Butt pass from Devin Gardner)

0:28 MSU - Jeremy Langford 5 yd run (Michael Geiger kick)

GAME STATISTICS

TEAM STATS	MICH	MSU
FIRST DOWNS	13	22
RUSHES-YARDS (NET)	26-61	46-219
PASSING YDS (NET)	125	227
Passes Att-Comp-Int	15-31-2	12-22-0
TOTAL OFFENSE PLAYS-YARD	57-186	68-446
Fumble Returns-Yards-TD	1-2-0	0-0-0
Punt Returns-Yards-TD	2-0-0	3-2-0
Kickoff Returns-Yards-TD	0-0-0	1-27-0
Interception Returns-Yards-TD	0-0-0	2-29-1
Punts (Number-Avg)	6-42.3	5-37.5
Fumbles-Lost	2-1	2-2
Penalties-Yards	4-27	8-88
Possession Time	26:14	33:46
Third-Down Conversions	5 of 14	6 of 12
Fourth-Down Conversions	0 of 1	0 of 1
Red-Zone Scores-Chances	1-2	3-4
Sacks By: Number-Yards	1-8	2-13

RUSHING:

Michigan - De'Veon Smith 11-39; Justice Hayes 9-27; Drake Johnson 2-13; Devin Gardner 4(-18).

Michigan State - Jeremy Langford 35-177; Delton Williams 3-20; Nick Hill 3-17; R.J. Shelton 1-5; Macgarrett Kings 1-0; Connor Cook 3-0.

PASSING:

Michigan - Devin Gardner 15-30-2-125-0; Shane Morris 0-1-0-0-0.

Michigan State - Connor Cook 12-22-0-227-1.

RECEIVING:

Michigan - Devin Funchess 5-64; Justice Hayes 3-7; Dennis Norfleet 3-0; Amara Darboh 2-41; Freddy Canteen 1-8; Jake Butt 1-5.

Michigan State - Tony Lippett 3-103; Aaron Burbridge 2-34; Macgarrett Kings 2-8; Keith Mumphery 1-28; Jeremy Langford 1-18; Josiah Price 1-14; AJ Troup 1-13; Nick Hill 1-9.

GAME 9

NOV. 1, 2014 • ANN ARBOR, MICH.
MICHIGAN STADIUM
ATTENDANCE: 103,111 TV: BTN

MICHIGAN 34

INDIANA 10

Behind breakout performances from running back Drake Johnson and wide receiver Amara Darboh, the University of Michigan football team dispatched of Indiana 34-10 on Homecoming inside Michigan Stadium for the Wolverines' 19th straight win in the series.

Johnson came on in the second half and exploded, rushing 16 times for 122 yards and a pair of scores. Darboh had a career day, as well, hauling in nine passes for 107 yards and a touchdown. Quarterback Devin Gardner orchestrated the offense to a balanced performance, going 22-of-29 for 220 yards and a pair of touchdown throws.

The defense was just as strong, locking down the Hoosiers, the owners of the eighth-best rushing attack in the NCAA, to only 167 yards on the ground, more than 120 yards below their season average. The Wolverines kept Indiana's Tevin Coleman, the nation's leading rusher at 170 yards per game, out of the end zone and allowed only 24 yards passing. Leading the way for Michigan was linebacker Jake Ryan, who made a team-best 11 tackles, including 2.5 tackles for loss, and a pair of forced fumbles.

The Wolverines got off to a fast start in the first quarter, scoring points on each of their first two possessions. An eight-play, 60-yard drive was finished off by kicker Matt Wile's 35-yard field goal that gave Michigan its first points of the day. On the first play of the ensuing Indiana possession, Coleman was stripped of the ball by Ryan, with freshman defensive tackle Bryan Mone recovering.

The Wolverines took advantage of the turnover, as Gardner hit tight end Keith Heitzman with a six-yard pass for a score. At the end of the first quarter, Michigan led 10-0.

In the middle of the second quarter, Gardner engineered another long drive that ended in six to increase the lead. On a third-and-six, Gardner found Darboh for a 12-yard touchdown to make the score 17-0. Indiana nearly added points before the half, but the 25-yard field goal attempt clanged off the left upright.

The Hoosiers put points on the board with their first possession of the second half, as Griffin Oakes made a field goal from 38 yards out to put the score at 17-3. The Wolverines answered right back, though, and it started on defense, as defensive tackle Ryan Glasgow forced and recovered a fumble from Indiana quarterback Zander Diamont. With great field position, Johnson capitalized three plays later, scoring his first career touchdown from 10 yards out to make the score 24-3.

The final minutes of the fourth quarter still produced plenty of points. After Wile tacked on another field goal, this time from 23 yards out, Indiana followed with its only touchdown of the afternoon, a three-yard touchdown run from D'Angelo Roberts. After a failed onside kick, Michigan got the ball back on the right side of the 50-yard line and gave it right to Johnson. He only needed two plays to score, putting an exclamation point on the victory with a 16-yard touchdown run to cap the scoring at 34-10.



SCORING SUMMARY

	1	2	3	4	F
Indiana	0	0	3	7	10
Michigan	10	7	7	10	34

1st Quarter

8:20 MICH - Matt Wile 35 yd field goal

5:22 MICH - Keith Heitzman 6 yd TD pass from Devin Gardner (Matt Wile kick)

2nd Quarter

7:18 MICH - Amara Darboh 12 yd pass from Devin Gardner (Matt Wile kick)

3rd Quarter

8:31 IND - Griffin Oakes 38 yd field goal

1:39 MICH - Drake Johnson 10 yd run (Matt Wile kick)

4th Quarter

6:48 MICH - Matt Wile 23 yd field goal

3:09 IND - D'Angelo Roberts 3 yd run (Griffin Oakes kick)

2:26 MICH - Drake Johnson 16 yd run (Matt Wile kick)

GAME STATISTICS

TEAM STATS	IND	MICH
FIRST DOWNS	10	20
RUSHES-YARDS (NET)	45-167	35-184
PASSING YDS (NET)	24	220
Passes Att-Comp-Int	5-8-0	22-29-1
TOTAL OFFENSE PLAYS-YARD	53-191	64-404
Fumble Returns-Yards-TD	0-0-0	0-0-0
Punt Returns-Yards-TD	2-26-0	0-0-0
Kickoff Returns-Yards-TD	4-109-0	1-21-0
Interception Returns-Yards-TD	1-39-0	0-0-0
Punts (Number-Avg)	6-37.7	4-38.8
Fumbles-Lost	3-2	0-0
Penalties-Yards	3-25	3-25
Possession Time	26:25	33:35
Third-Down Conversions	3 of 13	6 of 13
Fourth-Down Conversions	0 of 1	0 of 0
Red-Zone Scores-Chances	2-3	6-6
Sacks By: Number-Yards	1-2	2-14

RUSHING:

Michigan - Drake Johnson 16-122; Justice Hayes 6-21; De'Veon Smith 7-21; Devin Gardner 5-18; Dennis Norfleet 1-2.

Indiana - Tevin Coleman 27-108; Zander Diamont 7-49; D'Angelo Roberts 9-19; J. Harris II 1-(-1); Nate Boudreau 1-(-8).

PASSING:

Michigan - Devin Gardner 22-29-1-220-2.

Indiana - Zander Diamont 5-8-0-24-0; Nate Boudreau 0-0-0-0-0.

RECEIVING:

Michigan - Amara Darboh 9-107; Devin Funchess 7-47; Bo Dever 1-26; Joe Kerridge 1-17; A.J. Williams 1-9; Keith Heitzman 1-6; De'Veon Smith 1-5; Justice Hayes 1-3.

Indiana - Shane Wynn 2-12; D'Angelo Roberts 2-4; Simmie Cobbs 1-8.

GAME 10

NOV. 8, 2014 • EVANSTON, ILL.
 RYAN FIELD
 ATTENDANCE: 42,429 TV: ESPN2

MICHIGAN 10

NORTHWESTERN 9

The Michigan football team denied a Northwestern two-point conversion attempt with three seconds left in the game to hold on to the 10-9 victory at Ryan Field. Running back De'Veon Smith scored the Wolverines' lone touchdown, a three-yard rush midway through the third quarter.

Up 10-3 with 3:10 left in the game, Michigan kicked off to the Wildcats, who drove 74 yards down the field and scored their only touchdown of the day. Trevor Siemian found Tony Jones in the end zone for the score with three ticks left, and Northwestern kept its offense on the field to try for a two-point conversion for the lead. The Wolverine defense held strong, though, as Frank Clark put pressure on Siemian, who slipped in the backfield, to seal the victory for the Maize and Blue.

Smith led Michigan's offense with 121 yards and one touchdown on 18 carries, while quarterback Devin Gardner completed 11-of-25 passes for 105 yards and two interceptions. Linebacker Jake Ryan led the game with 11 tackles and had an interception, and defensive end Mario Ojemudia posted a career-high two sacks in the game, two of six by the Michigan defense in the game.

The first quarter ended scoreless but was highlighted by Michigan's strong defensive play. The Wolverines forced a turnover on downs when the Wildcats gambled on a fourth-and-two, and Ryan intercepted a pass on Northwestern's next drive.

A perfect punt by Will Hagerup pinned the Wildcats on their own one-yard line with a little more than four minutes left in the second quarter, and they

were forced to punt after going three and out. Wide receiver Amara Darboh returned the punt to NU's 31-yard line, but an interception gave the ball back to the home team. Northwestern was driving down the field with less than a minute left in the half, before defensive tackle Matthew Godin intercepted a pass tipped at the line of scrimmage, giving the Wolverines possession on NU's 35-yard line. Matt Wile attempted a 41-yard field goal, but it was blocked, keeping the game scoreless at halftime.


Michigan turned the ball over on its first possession of the second half. This gave the Wildcats the ball on the U-M 27, but they missed a 36-yard field goal attempt to keep the game tied at zero.

The Wolverines punted midway through the third quarter, and the Northwestern returner muffed the catch. Wide receiver Jehu Chesson pounced on the loose ball to give Michigan the ball on the NU 21. An 18-yard reception by Devin Funchess set up Smith's three-yard touchdown that put U-M up, 7-0, with 6:49 to go in the quarter.

Another great punt by Hagerup pinned Northwestern on its own one-yard line, but the team responded with a 19-play, 95-yard drive that ended in a 21-yard field goal to make the score 7-3 with 7:26 remaining in the game.

Wile nailed a 37-yard field goal with 3:10 left to give Michigan a 10-3 lead, which gave the Wildcats the ball for their final possession.

Northwestern finished with -9 yards rushing, while the Wolverines had 151 yards on the ground.



SCORING SUMMARY

	1	2	3	4	F
Michigan	0	0	7	3	10
Northwestern	0	0	0	9	9

3rd Quarter

6:49 MICH - De'Veon Smith 3 yd run (Matt Wile kick)

4th Quarter

7:26 NU - Jack Mitchell 21 yd field goal

3:10 MICH - Matt Wile 37 yd field goal

0:03 NU - Tony Jones 3 yd pass from Trevor Siemian (Trevor Siemian pass failed)

GAME STATISTICS

TEAM STATS	MICH	NU
FIRST DOWNS	13	18
RUSHES-YARDS (NET)	35-147	35-(-9)
PASSING YDS (NET)	109	273
Passes Att-Comp-Int	11-24-2	32-49-2
TOTAL OFFENSE PLAYS-YARD	59-256	84-264
Fumble Returns-Yards-TD	0-0-0	0-0-0
Punt Returns-Yards-TD	1-9-0	0-0-0
Kickoff Returns-Yards-TD	1-15-0	3-71-0
Interception Returns-Yards-TD	2-2-0	2-82-0
Punts (Number-Avg)	7-38.1	6-34.8
Fumbles-Lost	2-1	1-1
Penalties-Yards	5-50	3-10
Possession Time	28:09	31:51
Third-Down Conversions	1 of 12	10 of 20
Fourth-Down Conversions	0 of 1	0 of 2
Red-Zone Scores-Chances	2-4	2-4
Sacks By: Number-Yards	6-59	0-0

RUSHING:

Michigan - De'Veon Smith 18-121; Drake Johnson 10-30; Devin Gardner 4-6; TEAM 2-(-4); Devin Funchess 1-(-6).

Northwestern - Justin Jackson 17-35; Treyvon Green 1-2; Warren Long 1-0; TEAM 1-(-2); Matt Alviti 3-(-2); Tony Jones 1-(-5); Trevor Siemian 11-(-37).

PASSING:

Michigan - Devin Gardner 11-24-2-109-0

Northwestern - Trevor Siemian 32-49-2-273-1; Matt Alviti 0-0-0-0-0.

RECEIVING:

Michigan - Amara Darboh 4-41; Jake Butt 3-35; Devin Funchess 2-23; Joe Kerridge 1-7; Jehu Chesson 1-3.

Northwestern - Kyle Prater 8-86; Tony Jones 7-59; Dan Vitale 6-41; C. Dickerson 4-40; Justin Jackson 4-25; Austin Carr 1-9; Mike McHugh 1-7; Treyvon Green 1-6.

2014 Michigan Football
Michigan Game Results (as of Nov 08, 2014)
All games

Date	Opponent		Score	Overall	Conference	Time	Attend
Aug 30, 2014	APPALACHIAN STATE	W	52-14	1-0	0-0	3:17	106811
Sep 06, 2014	at #16 Notre Dame	L	0-31	1-1	0-0	3:17	80795
Sep 13, 2014	MIAMI (OHIO)	W	34-10	2-1	0-0	3:02	102824
Sep 20, 2014	UTAH	L	10-26	2-2	0-0	3:11	103890
* Sep 27, 2014	MINNESOTA	L	14-30	2-3	0-1	3:15	102926
* Oct 04, 2014	at Rutgers	L	24-26	2-4	0-2	3:24	53327
* Oct 11, 2014	PENN STATE	W	18-13	3-4	1-2	3:15	113085
* Oct 25, 2014	at #8 Michigan State	L	11-35	3-5	1-3	3:27	76331
* Nov 1, 2014	INDIANA	W	34-10	4-5	2-3	2:53	103111
* Nov 8, 2014	at Northwestern	W	10-9	5-5	3-3	3:12	42429

2014 Michigan Football
Michigan Overall Team Statistics (as of Nov 08, 2014)
All games

Team Statistics	MICH	OPP
SCORING	207	204
Points Per Game	20.7	20.4
FIRST DOWNS	172	162
Rushing	78	69
Passing	82	85
Penalty	12	8
RUSHING YARDAGE	1541	1032
Yards gained rushing	1766	1367
Yards lost rushing	225	335
Rushing Attempts	342	366
Average Per Rush	4.5	2.8
Average Per Game	154.1	103.2
TDs Rushing	14	7
PASSING YARDAGE	1685	1976
Comp-Att-Int	153-269-16	177-295-5
Average Per Pass	6.3	6.7
Average Per Catch	11.0	11.2
Average Per Game	168.5	197.6
TDs Passing	8	13
TOTAL OFFENSE	3226	3008
Total Plays	611	661
Average Per Play	5.3	4.6
Average Per Game	322.6	300.8
KICK RETURNS: #-Yards	16-304	25-539
PUNT RETURNS: #-Yards	11-71	18-215
INT RETURNS: #-Yards	5-13	16-293
KICK RETURN AVERAGE	19.0	21.6
PUNT RETURN AVERAGE	6.5	11.9
INT RETURN AVERAGE	2.6	18.3
FUMBLES-LOST	13-7	9-5
PENALTIES-Yards	35-319	59-475
Average Per Game	31.9	47.5
PUNTS-Yards	48-2067	57-2178
Average Per Punt	43.1	38.2
Net punt average	34.8	36.3
KICKOFFS-Yards	45-2841	46-2695
Average Per Kick	63.1	58.6
Net kick average	40.0	37.8
TIME OF POSSESSION/Game	30:14	29:46
3RD-DOWN Conversions	50/131	58/153
3rd-Down Pct	38%	38%
4TH-DOWN Conversions	3/9	4/15
4th-Down Pct	33%	27%
SACKS BY-Yards	27-231	18-111
MISC YARDS	-7	17
TOUCHDOWNS SCORED	24	23
FIELD GOALS-ATTEMPTS	12-17	15-19
ON-SIDE KICKS	0-1	0-1
RED-ZONE SCORES	(25-29) 86%	(27-33) 82%
RED-ZONE TOUCHDOWNS	(19-29) 66%	(16-33) 48%
PAT-ATTEMPTS	(23-23) 100%	(21-22) 95%
ATTENDANCE	632647	252882
Games/Avg Per Game	6/105441	4/63220
Neutral Site Games		0/0

Score by Quarters	1st	2nd	3rd	4th	OT	Total
Michigan	47	69	38	53	0	207
Opponents	29	71	55	49	0	204

2014 Michigan Football
Michigan Overall Individual Statistics (as of Nov 08, 2014)
All games

<u>Rushing</u>	<u>gp-gs</u>	<u>att</u>	<u>gain</u>	<u>loss</u>	<u>net</u>	<u>avg</u>	<u>td</u>	<u>lg</u>	<u>avg/g</u>
Smith, De'Veon	10-1	95	501	14	487	5.1	6	61	48.7
Green, Derrick	6-6	82	488	17	471	5.7	3	62	78.5
Johnson, Drake	10-1	31	197	4	193	6.2	2	32	19.3
Hayes, Justice	10-1	41	183	14	169	4.1	0	18	16.9
Gardner, Devin	10-9	70	296	141	155	2.2	3	25	15.5
Norfleet, D.	9-4	6	54	0	54	9.0	0	21	6.0
Morris, Shane	5-1	9	42	14	28	3.1	0	27	5.6
Shallman, Wyatt	8-0	1	5	0	5	5.0	0	5	0.6
Canteen, Freddy	9-2	1	0	3	-3	-3.0	0	0	-0.3
TEAM	5-0	4	0	7	-7	-1.8	0	0	-1.4
Funchess, Devin	9-9	2	0	11	-11	-5.5	0	0	-1.2
Total	10	342	1766	225	1541	4.5	14	62	154.1
Opponents	10	366	1367	335	1032	2.8	7	35	103.2

<u>Passing</u>	<u>gp-gs</u>	<u>effic</u>	<u>comp-att-int</u>	<u>pct</u>	<u>yds</u>	<u>td</u>	<u>lg</u>	<u>avg/g</u>
Gardner, Devin	10-9	119.03	139-227-13	61.2	1557	8	43	155.7
Morris, Shane	5-1	46.88	14-40-3	35.0	128	0	26	25.6
Bellomy, R.	1-0	0.00	0-2-0	0.0	0	0	0	0.0
Total	10	107.41	153-269-16	56.9	1685	8	43	168.5
Opponents	10	127.42	177-295-5	60.0	1976	13	80	197.6

<u>Receiving</u>	<u>gp-gs</u>	<u>no.</u>	<u>yds</u>	<u>avg</u>	<u>td</u>	<u>lg</u>	<u>avg/g</u>
Funchess, Devin	9-9	50	595	11.9	4	43	66.1
Darboh, Amara	10-7	30	403	13.4	2	34	40.3
Chesson, Jehu	9-4	14	154	11.0	0	28	17.1
Norfleet, D.	9-4	14	102	7.3	0	24	11.3
Butt, Jake	8-3	13	148	11.4	1	29	18.5
Hayes, Justice	10-1	9	57	6.3	0	18	5.7
Hill, Khalid	6-4	4	37	9.2	0	12	6.2
Canteen, Freddy	9-2	4	19	4.8	0	8	2.1
Kerridge, Joe	10-3	3	28	9.3	0	17	2.8
Smith, De'Veon	10-1	3	26	8.7	0	13	2.6
Williams, A.J.	10-5	3	21	7.0	0	9	2.1
Heitzman, Keith	10-0	2	32	16.0	1	26	3.2
Green, Derrick	6-6	2	26	13.0	0	14	4.3
Dever, Bo	8-0	1	26	26.0	0	26	3.2
Jones, Da'Mario	7-0	1	11	11.0	0	11	1.6
Total	10	153	1685	11.0	8	43	168.5
Opponents	10	177	1976	11.2	13	80	197.6

<u>Punt Returns</u>	<u>no.</u>	<u>yds</u>	<u>avg</u>	<u>td</u>	<u>lg</u>
Norfleet, D.	8	21	2.6	0	9
Darboh, Amara	2	12	6.0	0	9
Peppers, J.	1	6	6.0	0	6
Gedeon, Ben	0	32	0.0	1	32
Total	11	71	6.5	1	32
Opponents	18	215	11.9	1	66

<u>Interceptions</u>	<u>no.</u>	<u>yds</u>	<u>avg</u>	<u>td</u>	<u>lg</u>
Lewis, Jourdan	2	4	2.0	0	4
Ryan, Jake	1	2	2.0	0	2
Godin, Matt	1	0	0.0	0	0
Henry, Willie	1	7	7.0	1	7
Total	5	13	2.6	1	7
Opponents	16	293	18.3	2	79

<u>Kick Returns</u>	<u>no.</u>	<u>yds</u>	<u>avg</u>	<u>td</u>	<u>lg</u>
Norfleet, D.	12	285	23.8	0	42
Hayes, Justice	1	15	15.0	0	15
Shallman, Wyatt	1	-12	-12.0	0	0
Hill, Khalid	1	10	10.0	0	10
Lewis, Jourdan	1	6	6.0	0	6
Total	16	304	19.0	0	42
Opponents	25	539	21.6	0	35

<u>Fumble Returns</u>	<u>no.</u>	<u>yds</u>	<u>avg</u>	<u>td</u>	<u>lg</u>
Hill, Delano	1	2	2.0	0	2
Total	1	2	2.0	0	2
Opponents	1	8	8.0	0	8

2014 Michigan Football
Michigan Overall Individual Statistics (as of Nov 08, 2014)
All games

Scoring	td	fg	PAT				dpx	saf	pts
			kick	rush	rcv	pass			
Wile, Matt	-	12-17	23-23	-	-	-	-	-	59
Smith, De'Veon	6	-	-	-	-	-	-	-	36
Funchess, Devin	4	-	-	-	-	-	-	-	24
Gardner, Devin	3	-	-	-	-	1-1	-	-	18
Green, Derrick	3	-	-	-	-	-	-	-	18
Johnson, Drake	2	-	-	-	-	-	-	-	12
Darboh, Amara	2	-	-	-	-	-	-	-	12
Butt, Jake	1	-	-	-	1	-	-	-	8
Heitzman, Keith	1	-	-	-	-	-	-	-	6
Henry, Willie	1	-	-	-	-	-	-	-	6
Gedeon, Ben	1	-	-	-	-	-	-	-	6
TEAM	-	-	-	-	-	-	1	-	2
Total	24	12-17	23-23	-	1	1-1	-	1	207
Opponents	23	15-19	21-22	-	-	0-1	-	-	204

Total Offense	g	plays	rush	pass	total	avg/g
Gardner, Devin	10	297	155	1557	1712	171.2
Smith, De'Veon	10	95	487	0	487	48.7
Green, Derrick	6	82	471	0	471	78.5
Johnson, Drake	10	31	193	0	193	19.3
Hayes, Justice	10	41	169	0	169	16.9
Morris, Shane	5	49	28	128	156	31.2
Norfleet, D.	9	6	54	0	54	6.0
Shallman, Wyatt	8	1	5	0	5	0.6
Canteen, Freddy	9	1	-3	0	-3	-0.3
TEAM	5	4	-7	0	-7	-1.4
Funchess, Devin	9	2	-11	0	-11	-1.2
Total	10	611	1541	1685	3226	322.6
Opponents	10	661	1032	1976	3008	300.8

Field Goals	fg	pct.	01-19	20-29	30-39	40-49	50-99	lg	blk
Wile, Matt	12-17	70.6	1-1	2-2	4-4	5-9	0-1	48	2

FG Sequence	Michigan	Opponents
Appalachian State	48,(18)	-
Notre Dame	46,48	(43)
Miami (Ohio)	(29),(40)	(26)
Utah	(42)	(35),(38),(48),(50),41
Minnesota	-	(24),(48),(25)
Rutgers	(39),56	(35),(45)
Penn State	(45),(42),(37)	(35),(32)
Michigan State	(48)	36
Indiana	(35),(23)	25,(38)
Northwestern	41,(37)	36,(21)

Punting	no.	yds	avg	lg	tb	fc	i20	50+	blk
Hagerup, Will	47	2023	43.0	63	8	6	14	9	0
Wile, Matt	1	44	44.0	44	1	0	0	0	0
Total	48	2067	43.1	63	9	6	14	9	0
Opponents	57	2178	38.2	57	2	25	16	3	1

Kickoffs	no.	yds	avg	tb	ob	retn	net	ydln
Wile, Matt	44	2786	63.3	20	0			
Allen, K.	1	55	55.0	0	0			
Total	45	2841	63.1	20	0	21.6	40.0	24
Opponents	46	2695	58.6	26	2	19.0	37.8	27

Numbers in (parentheses) indicate field goal was made.

2014 Michigan Football
Michigan Overall Individual Statistics (as of Nov 08, 2014)
All games

<u>All Purpose</u>	<u>g</u>	<u>rush</u>	<u>rcv</u>	<u>pr</u>	<u>kr</u>	<u>ir</u>	<u>total</u>	<u>avg/g</u>
Funchess, Devin	9	-11	595	0	0	0	584	64.9
Smith, De'Veon	10	487	26	0	0	0	513	51.3
Green, Derrick	6	471	26	0	0	0	497	82.8
Norfleet, D.	9	54	102	21	285	0	462	51.3
Darboh, Amara	10	0	403	12	0	0	415	41.5
Hayes, Justice	10	169	57	0	15	0	241	24.1
Johnson, Drake	10	193	0	0	0	0	193	19.3
Gardner, Devin	10	155	0	0	0	0	155	15.5
Chesson, Jehu	9	0	154	0	0	0	154	17.1
Butt, Jake	8	0	148	0	0	0	148	18.5
Hill, Khalid	6	0	37	0	10	0	47	7.8
Gedeon, Ben	10	0	0	32	0	0	32	3.2
Heitzman, Keith	10	0	32	0	0	0	32	3.2
Kerridge, Joe	10	0	28	0	0	0	28	2.8
Morris, Shane	5	28	0	0	0	0	28	5.6
Dever, Bo	8	0	26	0	0	0	26	3.2
Williams, A.J.	10	0	21	0	0	0	21	2.1
Canteen, Freddy	9	-3	19	0	0	0	16	1.8
Jones, Da'Mario	7	0	11	0	0	0	11	1.6
Lewis, Jourdan	10	0	0	0	6	4	10	1.0
Henry, Willie	8	0	0	0	0	7	7	0.9
Peppers, J.	3	0	0	6	0	0	6	2.0
Ryan, Jake	10	0	0	0	0	2	2	0.2
TEAM	5	-7	0	0	0	0	-7	-1.4
Shallman, Wyatt	8	5	0	0	-12	0	-7	-0.9
Total	10	1541	1685	71	304	13	3614	361.4
Opponents	10	1032	1976	215	539	293	4055	405.5

2014 Michigan Football
Michigan Overall Defensive Statistics (as of Nov 08, 2014)
All games

##	Defensive Leaders	gp-gs	Tackles				tfl/yds	Sacks no-yds	Pass defense			Fumbles		blkd	
			ua	a	tot				int-yds	brup	qbh	rcv-yds	ff	kick	saf
47	Ryan, Jake	10-10	56	34	90	13.0-34	2.0-15	1-2	3	3	.	2	.	.	
35	Bolden, Joe	10-10	43	36	79	4.0-18	2.0-15	.	1	
57	Clark, Frank	10-9	29	13	42	13.5-75	4.5-52	.	2	2	1-0	.	.	.	
22	Wilson, Jarrod	8-8	22	20	42	1.0-2	.	.	1	.	.	1	.	.	
26	Lewis, Jourdan	10-7	24	10	34	1.5-2	.	2-4	5	
97	Beyer, Brennen	10-9	14	18	32	6.5-40	5.5-39	.	.	2	
6	Taylor, Raymon	8-6	21	8	29	1.0-1	.	.	6	
15	Ross III, James	10-5	16	10	26	2.0-2	
53	Ojemudia, Mario	10-1	13	11	24	7.0-33	3.5-24	.	.	1	
25	Thomas, Dymonte	8-1	16	6	22	1	.	.	
96	Glasgow, Ryan	10-9	10	10	20	3.0-7	.	.	.	1	1-0	1	.	.	
69	Henry, Willie	8-6	11	8	19	5.5-40	3.0-37	1-7	.	2	
2	Countess, Blake	10-8	13	6	19	.	.	.	2	
34	Clark, Jeremy	10-6	10	8	18	.	.	.	1	
43	Wormley, Chris	10-4	7	8	15	5.0-25	3.0-20	.	.	1	
44	Hill, Delano	6-5	11	4	15	1-2	.	.	.	
24	Hollowell, D.	10-1	11	3	14	2.0-5	.	.	2	1	
33	Charlton, Taco	10-1	11	3	14	4.5-25	2.5-22	.	.	2	
42	Gedeon, Ben	10-0	11	3	14	1.5-7	1.0-7	.	.	1	
56	Pipkins, Ondre	6-0	2	7	9	
5	Peppers, J.	3-1	6	2	8	
90	Mone, Bryan	10-1	2	6	8	1.5-2	1-0	.	.	.	
52	Jenk-Stone, R.	10-2	2	6	8	
48	Morgan, Desmond	1-0	4	2	6	
99	Godin, Matt	9-0	2	4	6	.	.	1-0	
8	Stribling, C.	8-0	4	1	5	0.5-1	
12	Gant, Allen	9-0	3	1	4	
23	Norfleet, D.	9-4	3	1	4	
86	Chesson, Jehu	9-4	1	3	4	1-0	.	.	.	
73	Hurst Jr., M.	8-0	3	.	3	1.0-5	1	.	
39	Houma, Sione	10-0	.	3	3	
9	McCray, Mike	10-0	2	.	2	1.0-2	1	.	
82	Darboh, Amara	10-7	2	.	2	
36	Kerridge, Joe	10-3	.	2	2	
10	Jones, Da'Mario	7-0	2	.	2	
18	Pearson, AJ	4-0	1	.	1	
7A	Poggi, Henry	5-0	1	.	1	
50	Strobel, Tom	6-0	1	.	1	
4A	Sypniewski, S.	10-0	1	.	1	
71	Braden, Ben	10-10	.	1	1	
7	Morris, Shane	5-1	1	.	1	
80	Hill, Khalid	6-4	.	1	1	
5H	Hayes, Justice	10-1	.	1	1	
40	Hagerup, Will	10-0	1	.	1	
TM	TEAM	5-0	1	.	1	1	
1	Funchess, Devin	9-9	1	.	1	
Total		10	395	260	655	75-326	27-231	5-13	23	16	5-2	5	2	1	
Opponents		10	361	214	575	54-220	18-111	16-293	44	22	7-8	6	2	.	

2014 Michigan Football
Michigan Team Game-by-Game (as of Nov 08, 2014)
All games

TEAM STATISTICS

Date	Opponent	Rushing				Receiving				Passing				Kick Returns				Punt Returns				tot off	
		no.	yds	td	lg	no.	yds	td	lg	cmp	att	int	yds	td	lg	no.	yds	td	lg	no.	yds		td
Aug 30	APPALACHIAN STATE	36	350	3	62	16	210	3	34	16	19-1	210	3	34	1	36	0	36	2	47	1	32	560
Sep 06	at Notre Dame	35	100	0	15	19	189	0	33	19	32-3	189	0	33	1	16	0	16	0	0	0	0	289
Sep 13	MIAMI (OHIO)	45	276	2	27	13	184	2	29	13	22-1	184	2	29	3	40	0	42	2	9	0	6	460
Sep 20	UTAH	36	118	0	20	18	190	0	25	18	39-3	190	0	25	1	22	0	22	2	3	0	9	308
Sep 27	MINNESOTA	28	83	2	28	10	88	0	18	10	25-1	88	0	18	2	38	0	25	1	-3	0	0	171
Oct 04	at Rutgers	35	158	3	26	13	178	0	28	13	22-1	178	0	28	4	64	0	22	1	6	0	6	336
Oct 11	PENN STATE	31	64	0	25	16	192	1	43	16	26-1	192	1	43	2	52	0	28	0	0	0	0	256
Oct 25	at Michigan State	26	61	1	13	15	125	0	24	15	31-2	125	0	24	0	0	0	0	2	0	0	0	186
Nov 1	INDIANA	35	184	2	32	22	220	2	34	22	29-1	220	2	34	1	21	0	21	0	0	0	0	404
Nov 8	at Northwestern	35	147	1	34	11	109	0	18	11	24-2	109	0	18	1	15	0	15	1	9	0	9	256
Michigan		342	1541	14	62	153	1685	8	43	153	269-16	1685	8	43	16	304	0	42	11	71	1	32	3226
		366	1032	7	35	177	1976	13	80	177	295-5	1976	13	80	25	539	0	35	18	215	1	66	3008

Games played: 10
 Avg per rush: 4.5
 Avg per catch: 11.0
 Pass efficiency: 107.41
 Kick ret avg: 19.0
 Punt ret avg: 6.5
 All purpose avg/game: 361.4
 Total offense avg/gm: 322.6

Date	Opponent	Tackles				Sacks	Fumble		Pass Defense			Blkd	PAT Attempts				pts	
		ua	a	total	tfl-yds		no-yds	ff	fr-yds	int-yds	qbh		brup	kick	kick	rush		rcv
Aug 30	APPALACHIAN STATE	43	22	65	4.0-14	2.0-9	0	0-0	0-0	4	3	1	7-7	0	0	0	0	52
Sep 06	at Notre Dame	23	54	77	8.0-31	1.0-16	0	0-0	0-0	2	1	0	0-0	0	0	0	0	0
Sep 13	MIAMI (OHIO)	25	22	47	1.0-12	1.0-12	1	0-0	1-0	5	2	0	4-4	0	0	0	34	
Sep 20	UTAH	40	28	68	11.0-45	3.0-30	0	0-0	1-7	0	2	0	1-1	0	0	0	10	
Sep 27	MINNESOTA	46	26	72	7.0-29	3.0-22	0	0-0	0-0	0	3	0	2-2	0	0	0	14	
Oct 04	at Rutgers	45	2	47	8.0-30	2.0-21	0	0-0	0-0	0	4	1	3-3	0	0	0	24	
Oct 11	PENN STATE	45	20	65	11.0-52	6.0-40	0	0-0	1-4	2	1	0	1-1	0	0	1	18	
Oct 25	at Michigan State	37	38	75	4.0-17	1.0-8	1	2-2	0-0	2	0	0	0-0	0	1	0	11	
Nov 1	INDIANA	44	18	62	12.0-29	2.0-14	3	2-0	0-0	1	1	0	4-4	0	0	0	34	
Nov 8	at Northwestern	47	30	77	9.0-67	6.0-59	0	1-0	2-2	0	6	0	1-1	0	0	0	10	
Michigan		395	260	655	75.0-326	27.0-231	5	5-2	5-13	16	23	2	23-23	0	1	1	207	
		361	214	575	54.0-220	18.0-111	6	7-8	16-293	22	44	2	21-22	0	0	0	204	

Date	Opponent	Punting										Field Goals			Kickoffs				
		no.	yds	avg	long	blkd	tb	fc	50+	i20	md-att	long	blkd	no.	yds	avg	tb	ob	
Aug 30	APPALACHIAN STATE	1	46	46.0	46	0	0	0	0	1	1-2	18	0	9	571	63.4	5	0	
Sep 06	at Notre Dame	4	170	42.5	48	0	0	0	0	1	0-2	0	0	1	65	65.0	0	0	
Sep 13	MIAMI (OHIO)	4	172	43.0	44	0	2	0	0	1	2-2	40	0	7	430	61.4	2	0	
Sep 20	UTAH	5	194	38.8	46	0	1	1	0	2	1-1	42	0	3	166	55.3	1	0	
Sep 27	MINNESOTA	8	400	50.0	63	0	1	0	4	1	0-0	0	0	3	195	65.0	2	0	
Oct 04	at Rutgers	4	190	47.5	61	0	1	1	1	1	1-2	39	1	5	319	63.8	3	0	
Oct 11	PENN STATE	5	219	43.8	52	0	1	1	1	2	3-3	45	0	5	320	64.0	3	0	
Oct 25	at Michigan State	6	254	42.3	55	0	1	0	2	2	1-1	48	0	2	130	65.0	1	0	
Nov 1	INDIANA	4	155	38.8	44	0	1	0	0	0	2-2	35	0	7	451	64.4	3	0	
Nov 8	at Northwestern	7	267	38.1	57	0	1	3	1	3	1-2	37	1	3	194	64.7	0	0	
Michigan		48	2067	43.1	63	0	9	6	9	14	12-17	48	2	45	2841	63.1	20	0	
		57	2178	38.2	57	1	2	25	3	16	15-19	50	0	46	2695	58.6	26	2	

2014 Michigan Football
Michigan Opponent Game-by-Game (as of Nov 08, 2014)
All games

OPPONENT STATISTICS

Date	Opponent	Rushing				Receiving				Passing				Kick Returns				Punt Returns				tot off		
		no.	yds	td	lg	no.	yds	td	lg	cmp	att	int	yds	td	lg	no.	yds	td	lg	no.	yds		td	lg
Aug 30	APPALACHIAN STATE	36	153	1	27	17	127	1	34	17	33	0	127	1	34	4	82	0	25	1	0	0	0	280
Sep 06	at Notre Dame	31	54	1	14	23	226	3	24	23	34	0	226	3	24	1	16	0	16	4	26	0	12	280
Sep 13	MIAMI (OHIO)	24	33	0	8	12	165	1	31	12	26	1	165	1	31	5	98	0	27	1	8	0	8	198
Sep 20	UTAH	37	81	0	24	18	205	1	67	18	27	1	205	1	67	2	35	0	33	2	83	1	66	286
Sep 27	MINNESOTA	47	206	1	34	14	167	1	33	14	23	0	167	1	33	1	28	0	28	4	66	0	32	373
Oct 04	at Rutgers	30	74	0	20	23	402	3	80	23	40	0	402	3	80	2	35	0	23	0	0	0	0	476
Oct 11	PENN STATE	35	54	0	31	21	160	1	20	21	33	1	160	1	20	2	38	0	20	1	4	0	4	214
Oct 25	at Michigan State	46	219	3	27	12	227	1	70	12	22	0	227	1	70	1	27	0	27	3	2	0	7	446
Nov 1	INDIANA	45	167	1	35	5	24	0	9	5	8	0	24	0	9	4	109	0	35	2	26	0	22	191
Nov 8	at Northwestern	35	-9	0	6	32	273	1	19	32	49	2	273	1	19	3	71	0	26	0	0	0	0	264
Opponents		366	1032	7	35	177	1976	13	80	177	295	5	1976	13	80	25	539	0	35	18	215	1	66	3008
		342	1541	14	62	153	1685	8	43	153	269	16	1685	8	43	16	304	0	42	11	71	1	32	3226

Games played: 10
 Avg per rush: 2.8
 Avg per catch: 11.2
 Pass efficiency: 127.42
 Kick ret avg: 21.6
 Punt ret avg: 11.9
 All purpose avg/game: 405.5
 Total offense avg/gm: 300.8

Date	Opponent	Tackles				Sacks	Fumble		Pass Defense			Blkd	PAT Attempts				pts	
		ua	a	total	tfl-yds		no-yds	ff	fr-yds	int-yds	qbh		brup	kick	kick	rush		rcv
Aug 30	APPALACHIAN STATE	35	24	59	6.0-15	1.0-8	0	0-0	1-0	0	0	0	2-2	0	0	0	0	14
Sep 06	at Notre Dame	33	40	73	8.0-52	2.0-16	2	1-0	3-33	9	2	0	4-4	0	0	0	0	31
Sep 13	MIAMI (OHIO)	42	24	66	3.0-10	1.0-7	1	2-8	1-0	2	2	0	1-1	0	0	0	0	10
Sep 20	UTAH	48	16	64	8.0-31	4.0-22	1	1-0	3-75	3	10	0	2-2	0	0	0	0	26
Sep 27	MINNESOTA	28	14	42	6.0-26	1.0-11	1	1-0	1-30	2	7	0	3-3	0	0	0	0	30
Oct 04	at Rutgers	38	18	56	5.0-21	3.0-18	0	0-0	1-0	1	4	1	2-3	0	0	0	0	26
Oct 11	PENN STATE	38	16	54	5.0-21	3.0-14	0	0-0	1-5	0	4	0	1-1	0	0	0	0	13
Oct 25	at Michigan State	25	24	49	7.0-31	2.0-13	0	1-0	2-29	4	6	0	5-5	0	0	0	0	35
Nov 1	INDIANA	38	26	64	3.0-5	1.0-2	0	0-0	1-39	0	4	0	1-1	0	0	0	0	10
Nov 8	at Northwestern	36	12	48	3.0-8	0.0-0	1	1-0	2-82	1	5	1	0-0	0	0	0	0	9
Opponents		361	214	575	54.0-220	18.0-111	6	7-8	16-293	22	44	2	21-22	0	0	0	0	204
		395	260	655	75.0-326	27.0-231	5	5-2	5-13	16	23	2	23-23	0	1	1	1	207

Date	Opponent	Punting										Field Goals			Kickoffs				
		no.	yds	avg	long	blkd	tb	fc	50+	i20	md-att	long	blkd	no.	yds	avg	tb	ob	
Aug 30	APPALACHIAN STATE	8	290	36.2	53	1	0	3	1	1	0-0	0	0	3	139	46.3	1	0	
Sep 06	at Notre Dame	6	230	38.3	47	0	0	4	0	2	1-1	43	0	6	390	65.0	5	0	
Sep 13	MIAMI (OHIO)	8	301	37.6	46	0	0	4	0	2	1-1	26	0	3	130	43.3	0	0	
Sep 20	UTAH	5	213	42.6	48	0	0	2	0	2	4-5	50	0	6	385	64.2	5	0	
Sep 27	MINNESOTA	6	246	41.0	50	0	1	3	1	3	3-3	48	0	6	388	64.7	4	0	
Oct 04	at Rutgers	3	146	48.7	57	0	0	0	1	2	2-2	45	0	6	352	58.7	2	0	
Oct 11	PENN STATE	5	167	33.4	42	0	0	3	0	2	2-2	35	0	5	270	54.0	2	0	
Oct 25	at Michigan State	4	150	37.5	46	0	0	1	0	1	0-1	0	0	6	373	62.2	5	1	
Nov 1	INDIANA	6	226	37.7	46	0	0	3	0	1	1-2	38	0	3	144	48.0	1	1	
Nov 8	at Northwestern	6	209	34.8	47	0	1	2	0	0	1-2	21	0	2	124	62.0	1	0	
Opponents		57	2178	38.2	57	1	2	25	3	16	15-19	50	0	46	2695	58.6	26	2	
		48	2067	43.1	63	0	9	6	9	14	12-17	48	2	45	2841	63.1	20	0	

2014 Michigan Football
Michigan Red-Zone Results (as of Nov 08, 2014)
All games

Michigan Inside Opponent Red-Zone

Date	Opponent	Score	Times In RZ	Times Scored	Total Pts	Rush TDs	Pass TDs	FGs Made	Failed to score inside RZ						
									FGA	Down	Int	Fumb	Half	Game	
Aug 30, 2014	APPALACHIAN STATE	W 52-14	6	6	38	5	3	2	1	0	0	0	0	0	0
Sep 06, 2014	at Notre Dame	L 0-31	0	0	0	0	0	0	0	0	0	0	0	0	0
Sep 13, 2014	MIAMI (OHIO)	W 34-10	4	4	24	3	2	1	1	0	0	0	0	0	0
Sep 20, 2014	UTAH	L 10-26	0	0	0	0	0	0	0	0	0	0	0	0	0
Sep 27, 2014	MINNESOTA	L 14-30	2	2	14	2	2	0	0	0	0	0	0	0	0
Oct 04, 2014	at Rutgers	L 24-26	3	3	21	3	3	0	0	0	0	0	0	0	0
Oct 11, 2014	PENN STATE	W 18-13	2	1	3	0	0	0	1	0	0	0	0	1	0
Oct 25, 2014	at Michigan State	L 11-35	2	1	8	1	1	0	0	0	1	0	0	0	0
Nov 1, 2014	INDIANA	W 34-10	6	6	34	4	2	2	2	0	0	0	0	0	0
Nov 8, 2014	at Northwestern	W 10-9	4	2	10	1	1	0	1	0	1	1	0	0	0
Totals			29	25	152	19	14	5	6	0	2	1	0	1	0
			25 of 29 (86.2%)												

Opponents Inside Michigan Red-Zone

Date	Opponent	Score	Times In RZ	Times Scored	Total Pts	Rush TDs	Pass TDs	FGs Made	Failed to score inside RZ						
									FGA	Down	Int	Fumb	Half	Game	
Aug 30, 2014	APPALACHIAN STATE	W 52-14	2	2	14	2	1	1	0	0	0	0	0	0	0
Sep 06, 2014	at Notre Dame	L 0-31	4	4	24	3	1	2	1	0	0	0	0	0	0
Sep 13, 2014	MIAMI (OHIO)	W 34-10	2	2	10	1	0	1	1	0	0	0	0	0	0
Sep 20, 2014	UTAH	L 10-26	3	2	6	0	0	0	2	0	0	0	0	1	0
Sep 27, 2014	MINNESOTA	L 14-30	5	4	20	2	1	1	2	0	0	0	0	1	0
Oct 04, 2014	at Rutgers	L 24-26	3	3	17	2	0	2	1	0	0	0	0	0	0
Oct 11, 2014	PENN STATE	W 18-13	3	3	13	1	0	1	2	0	0	0	0	0	0
Oct 25, 2014	at Michigan State	L 11-35	4	3	21	3	3	0	0	1	0	0	0	0	0
Nov 1, 2014	INDIANA	W 34-10	3	2	10	1	1	0	1	1	0	0	0	0	0
Nov 8, 2014	at Northwestern	W 10-9	4	2	9	1	0	1	1	1	1	0	0	0	0
Totals			33	27	144	16	7	9	11	3	1	0	0	2	0
			27 of 33 (81.8%)												

2014 Michigan Football
Michigan Game Superlatives (as of Nov 08, 2014)
All games

INDIVIDUAL GAME HIGHS

Rushes	22	Green, Derrick vs Miami (Ohio) (Sep 13, 2014)
Yards Rushing	170	Green, Derrick vs Appalachian State (Aug 30, 2014)
TD Rushes	2	Smith, De'Veon vs Appalachian State (Aug 30, 2014)
	2	Green, Derrick vs Miami (Ohio) (Sep 13, 2014)
	2	Gardner, Devin at Rutgers (Oct 04, 2014)
	2	Johnson, Drake vs Indiana (Nov 1, 2014)
Long Rush	62	Green, Derrick vs Appalachian State (Aug 30, 2014)
Pass attempts	32	Gardner, Devin at Notre Dame (Sep 06, 2014)
Pass completions	22	Gardner, Devin vs Indiana (Nov 1, 2014)
Yards Passing	220	Gardner, Devin vs Indiana (Nov 1, 2014)
TD Passes	3	Gardner, Devin vs Appalachian State (Aug 30, 2014)
Long Pass	43	Gardner, Devin vs Penn State (Oct 11, 2014)
Receptions	9	Funchess, Devin at Notre Dame (Sep 06, 2014)
	9	Darboh, Amara vs Indiana (Nov 1, 2014)
Yards Receiving	107	Funchess, Devin at Notre Dame (Sep 06, 2014)
	107	Darboh, Amara vs Indiana (Nov 1, 2014)
TD Receptions	3	Funchess, Devin vs Appalachian State (Aug 30, 2014)
Long Reception	43	Funchess, Devin vs Penn State (Oct 11, 2014)
Field Goals	3	Wile, Matt vs Penn State (Oct 11, 2014)
Long Field Goal	48	Wile, Matt at Michigan State (Oct 25, 2014)
Punts	8	Hagerup, Will vs Minnesota (Sep 27, 2014)
Punting Avg	50.0	Hagerup, Will vs Minnesota (Sep 27, 2014)
Long Punt	63	Hagerup, Will vs Minnesota (Sep 27, 2014)
Punts inside 20	3	Hagerup, Will at Northwestern (Nov 8, 2014)
Long Punt Return	32	Gedeon, Ben vs Appalachian State (Aug 30, 2014)
Long Kickoff Return	42	Norfleet, D. vs Miami (Ohio) (Sep 13, 2014)
Tackles	13	Ryan, Jake vs Utah (Sep 20, 2014)
Sacks	2.0	Beyer, Brennen vs Penn State (Oct 11, 2014)
	2.0	Ojemudia, Mario at Northwestern (Nov 8, 2014)
Tackles For Loss	3.0	Ryan, Jake vs Utah (Sep 20, 2014)
	3.0	Ryan, Jake vs Penn State (Oct 11, 2014)
Interceptions	1	Lewis, Jourdan vs Miami (Ohio) (Sep 13, 2014)
	1	Henry, Willie vs Utah (Sep 20, 2014)
	1	Lewis, Jourdan vs Penn State (Oct 11, 2014)
	1	Ryan, Jake at Northwestern (Nov 8, 2014)
	1	Godin, Matt at Northwestern (Nov 8, 2014)

2014 Michigan Football
Michigan Game Superlatives (as of Nov 08, 2014)
All games

TEAM GAME HIGHS

Rushes	45	vs Miami (Ohio) (Sep 13, 2014)
Yards Rushing	350	vs Appalachian State (Aug 30, 2014)
Yards Per Rush	9.7	vs Appalachian State (Aug 30, 2014)
TD Rushes	3	vs Appalachian State (Aug 30, 2014)
	3	at Rutgers (Oct 04, 2014)
Pass attempts	39	vs Utah (Sep 20, 2014)
Pass completions	22	vs Indiana (Nov 1, 2014)
Yards Passing	220	vs Indiana (Nov 1, 2014)
Yards Per Pass	11.1	vs Appalachian State (Aug 30, 2014)
TD Passes	3	vs Appalachian State (Aug 30, 2014)
Total Plays	75	vs Utah (Sep 20, 2014)
Total Offense	560	vs Appalachian State (Aug 30, 2014)
Yards Per Play	10.2	vs Appalachian State (Aug 30, 2014)
Points	52	vs Appalachian State (Aug 30, 2014)
Sacks By	6	vs Penn State (Oct 11, 2014)
	6	at Northwestern (Nov 8, 2014)
First Downs	24	vs Appalachian State (Aug 30, 2014)
Penalties	5	at Notre Dame (Sep 06, 2014)
	5	at Northwestern (Nov 8, 2014)
Penalty Yards	50	at Notre Dame (Sep 06, 2014)
	50	at Northwestern (Nov 8, 2014)
Turnovers	4	at Notre Dame (Sep 06, 2014)
	4	vs Utah (Sep 20, 2014)
Interceptions By	2	at Northwestern (Nov 8, 2014)
Punts	8	vs Minnesota (Sep 27, 2014)
Punting Avg	50.0	vs Minnesota (Sep 27, 2014)
Long Punt	63	vs Minnesota (Sep 27, 2014)
Punts inside 20	3	at Northwestern (Nov 8, 2014)
Long Punt Return	32	vs Appalachian State (Aug 30, 2014)

2014 Michigan Football
Michigan Game Superlatives (as of Nov 08, 2014)
All games

OPPONENT INDIVIDUAL GAME HIGHS

Rushes	35	Langford, J., at Michigan State (Oct 25, 2014)
Yards Rushing	183	Cobb, David, vs Minnesota (Sep 27, 2014)
TD Rushes	3	Langford, J., at Michigan State (Oct 25, 2014)
Long Rush	35	Diamont, Zander, vs Indiana (Nov 1, 2014)
Pass attempts	49	Siemian, Trevor, at Northwestern (Nov 8, 2014)
Pass completions	32	Siemian, Trevor, at Northwestern (Nov 8, 2014)
Yards Passing	404	Nova, Gary, at Rutgers (Oct 04, 2014)
TD Passes	3	GOLSON, at Notre Dame (Sep 06, 2014)
	3	Nova, Gary, at Rutgers (Oct 04, 2014)
Long Pass	80	Nova, Gary, at Rutgers (Oct 04, 2014)
Receptions	9	FULLER, at Notre Dame (Sep 06, 2014)
Yards Receiving	103	Lippett, Tony, at Michigan State (Oct 25, 2014)
TD Receptions	2	CARLISLE, at Notre Dame (Sep 06, 2014)
	2	Turzilli, Andre, at Rutgers (Oct 04, 2014)
Long Reception	80	Turzilli, Andre, at Rutgers (Oct 04, 2014)
Field Goals	4	Phillips, Andy, vs Utah (Sep 20, 2014)
Long Field Goal	50	Phillips, Andy, vs Utah (Sep 20, 2014)
Punts	8	KOCK, Christian, vs Miami (Ohio) (Sep 13, 2014)
Punting Avg	48.7	Gleeson, Tim, at Rutgers (Oct 04, 2014)
Long Punt	57	Gleeson, Tim, at Rutgers (Oct 04, 2014)
Punts inside 20	3	Mortell, Peter, vs Minnesota (Sep 27, 2014)
Long Punt Return	66	Clay, Kaelin, vs Utah (Sep 20, 2014)
Long Kickoff Return	35	Harris II, J., vs Indiana (Nov 1, 2014)
Tackles	14	Paul, Gionni, vs Utah (Sep 20, 2014)
Sacks	2.0	Orchard, Nate, vs Utah (Sep 20, 2014)
	2.0	Norris, Jared, vs Utah (Sep 20, 2014)
Tackles For Loss	2.0	Stringer, Devan, vs Appalachian State (Aug 30, 2014)
	2.0	Orchard, Nate, vs Utah (Sep 20, 2014)
	2.0	Norris, Jared, vs Utah (Sep 20, 2014)
	2.0	Botticelli, Cam, vs Minnesota (Sep 27, 2014)
	2.0	Gause, Quentin, at Rutgers (Oct 04, 2014)
	2.0	Hull, Mike, vs Penn State (Oct 11, 2014)
	2.0	Jones, Taiwan, at Michigan State (Oct 25, 2014)
	2.0	Davis, Ed, at Michigan State (Oct 25, 2014)
Interceptions	1	Blackmon, Dante, vs Appalachian State (Aug 30, 2014)
	1	RIGGS, at Notre Dame (Sep 06, 2014)
	1	REDFIELD, at Notre Dame (Sep 06, 2014)
	1	SHUMATE, at Notre Dame (Sep 06, 2014)
	1	ROLLINS, Q., vs Miami (Ohio) (Sep 13, 2014)
	1	Blechen, Brian, vs Utah (Sep 20, 2014)
	1	Carter, Tevin, vs Utah (Sep 20, 2014)
	1	Paul, Gionni, vs Utah (Sep 20, 2014)
	1	Campbell, D., vs Minnesota (Sep 27, 2014)
	1	Jacobs, Davon, at Rutgers (Oct 04, 2014)
	1	Zettel, Anthony, vs Penn State (Oct 11, 2014)
	1	Williamson, RJ, at Michigan State (Oct 25, 2014)
	1	Jones, Taiwan, at Michigan State (Oct 25, 2014)
	1	Dutra, Chase, vs Indiana (Nov 1, 2014)
	1	Campbell, I., at Northwestern (Nov 8, 2014)
	1	Harris, Matthew, at Northwestern (Nov 8, 2014)

2014 Michigan Football
Michigan Game Superlatives (as of Nov 08, 2014)
All games

OPPONENT TEAM GAME HIGHS

Rushes	47	vs Minnesota (Sep 27, 2014)
Yards Rushing	219	at Michigan State (Oct 25, 2014)
Yards Per Rush	4.8	at Michigan State (Oct 25, 2014)
TD Rushes	3	at Michigan State (Oct 25, 2014)
Pass attempts	49	at Northwestern (Nov 8, 2014)
Pass completions	32	at Northwestern (Nov 8, 2014)
Yards Passing	402	at Rutgers (Oct 04, 2014)
Yards Per Pass	10.3	at Michigan State (Oct 25, 2014)
TD Passes	3	at Notre Dame (Sep 06, 2014)
	3	at Rutgers (Oct 04, 2014)
Total Plays	84	at Northwestern (Nov 8, 2014)
Total Offense	476	at Rutgers (Oct 04, 2014)
Yards Per Play	6.8	at Rutgers (Oct 04, 2014)
Points	35	at Michigan State (Oct 25, 2014)
Sacks By	4	vs Utah (Sep 20, 2014)
First Downs	22	at Michigan State (Oct 25, 2014)
Penalties	9	at Rutgers (Oct 04, 2014)
Penalty Yards	88	at Michigan State (Oct 25, 2014)
Turnovers	3	at Northwestern (Nov 8, 2014)
Interceptions By	3	at Notre Dame (Sep 06, 2014)
	3	vs Utah (Sep 20, 2014)
Punts	8	vs Appalachian State (Aug 30, 2014)
	8	vs Miami (Ohio) (Sep 13, 2014)
Punting Avg	48.7	at Rutgers (Oct 04, 2014)
Long Punt	57	at Rutgers (Oct 04, 2014)
Punts inside 20	3	vs Minnesota (Sep 27, 2014)
Long Punt Return	66	vs Utah (Sep 20, 2014)